

Play Station 1



1 Listen and put into order.

- A My dad takes me for walks and teaches me about the plants and animals.
- B In the winter the weather is colder and there is often snow.
- C Hi, my name is Lola.
- D In the summer I like playing by the water with my friends.
- E It is a beautiful place with lots of trees and birds.
- F I live with my family in a land near the sea.
- G I love singing when I am sitting by the fire with my family.
- H One of my favourite hobbies is singing.

2 Match.



- Lola.
- Lola and her family.
- Lola and her tribe.



3 What is a tribe? Tell a friend.



4 Read and match.



- cook food
- go fishing in a canoe
- hunt animals
- make things



5 What does Lola do? Listen and tick (✓).

Lola	always	sometimes	never
cooks food			
goes fishing in a canoe			
hunts animals			
makes things			



6 What do you do every day? Tell a friend.

I always...


I sometimes...



A long time ago, there was a girl called Lola.

Lola and her family were from the Selk'nam tribe. The Selk'nam people lived in a land near the end of the world. It was a beautiful place with many islands, very close to the big land of ice called Antarctica.





Where is the end of the world? Think.

Play Station Project



Telescope

Make a telescope.

You need:

a big plastic bottle



a magnifying glass with a handle



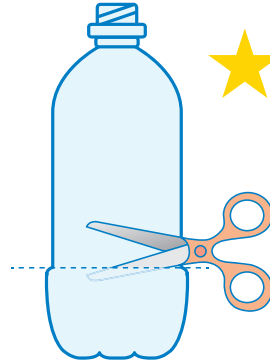
a pair of scissors




sticky tape



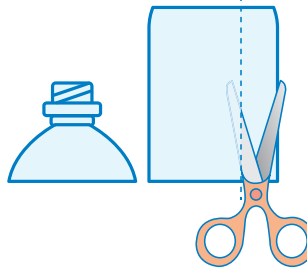
★ Ask an adult to help you with the cutting.



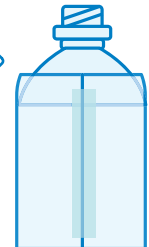
1 Cut off the bottom section of the bottle and remove.



2 Cut off the top section of the bottle and remove.



3 Cut the remaining middle section of the bottle to open it up.



4 Attach the middle section of the bottle (now a strip) to the top section of the bottle using the sticky tape.



5 Put the magnifying glass near to the bottom part of the telescope. Now look through your telescope. What can you see?



Go to ezonekids.helbling.com to download this page.