

Play Station 1



1 Match the pictures and words.



spring



summer

autumn

winter



2 Listen and draw lines.




spring

summer


autumn

winter



**3 Read and complete with the season.
Then match the pictures.**

- A** In the forest the is very cold and there is no food. The chipmunks hibernate.
- B** In the forest wakes up. And the chipmunks wake up, too.
- C** In the trees are full of leaves and flowers grow in the forest. The chipmunks have fun and play.
- D** In the leaves turn red and orange and brown and fall from the trees. The chipmunks gather food for winter.



4 Ask and answer with a friend.

What do you do in autumn?

What's your favourite season?



Chipmunks are part of the squirrel family.

At the beginning of autumn, they usually gather seeds and nuts and put them in their burrows or nests, for the winter.

They can carry loads of food in their cheeks.

Chipmunks are very important for our forests, because they spread seeds and the seeds grow into tall trees.



Look at the picture.
Find:

- a badger;
- a mole;
- a hedgehog;
- a mouse.





Play Station Project



Bird feeder

Feed and watch winter birds.

You need:

1 empty plastic bottle



scissors



string



bird seed

- 1 Wash the bottle and rinse it well.



- 4 Fill the bottle with seeds.



- 2 Cut (or ask an adult to cut) 3 small holes in the sides, about 5 cm from the bottom.



- 5 Hang your bird feeder from a tree or your balcony. Leaving some seeds on the ground can help the birds find the feeder.



- 3 Cut or poke two small holes near the top and thread a long piece of string through them.



- 6 Watch the birds. Be patient and write down what you see.



Go to ezonekids.helbling.com to download this page.