

Play Station 1



1 Listen and point.



A



B



C



D



E



F



G



H



I

2 Match the words and the pictures in **1**.

party food

game

birthday cake

present

candles

toys

birthday card

balloons

music



3 Listen. Say the chant. Then read and match.

CHANT



- A 'It's my birthday.' 'Here's a present. Here's a present.'
- B 'It's my birthday.' 'Here's a card. Here's a card.'
- C 'It's my birthday.' 'Come, let's play. Come, let's play.'
- D 'It's my birthday.' 'Here's a cake. Here's a cake.'
- E 'It's my birthday.' 'Make a wish. Make a wish.'
- F 'It's my birthday.' 'Now let's eat. Now let's eat.'



4 Listen and mime.






Today is the little girl's birthday. There is a big birthday cake with seven candles.




‘Happy Birthday,’ say Mum and Dad.
‘Now, blow out the candles and make a wish.’

The little girl blows and she blows and she blows. Then she makes a wish.



How old are you?
I am
 Ask a friend.



Play Station Project

Phones

Make a metal can phone.

You need:


2 clean and dry metal food cans
a long piece of string



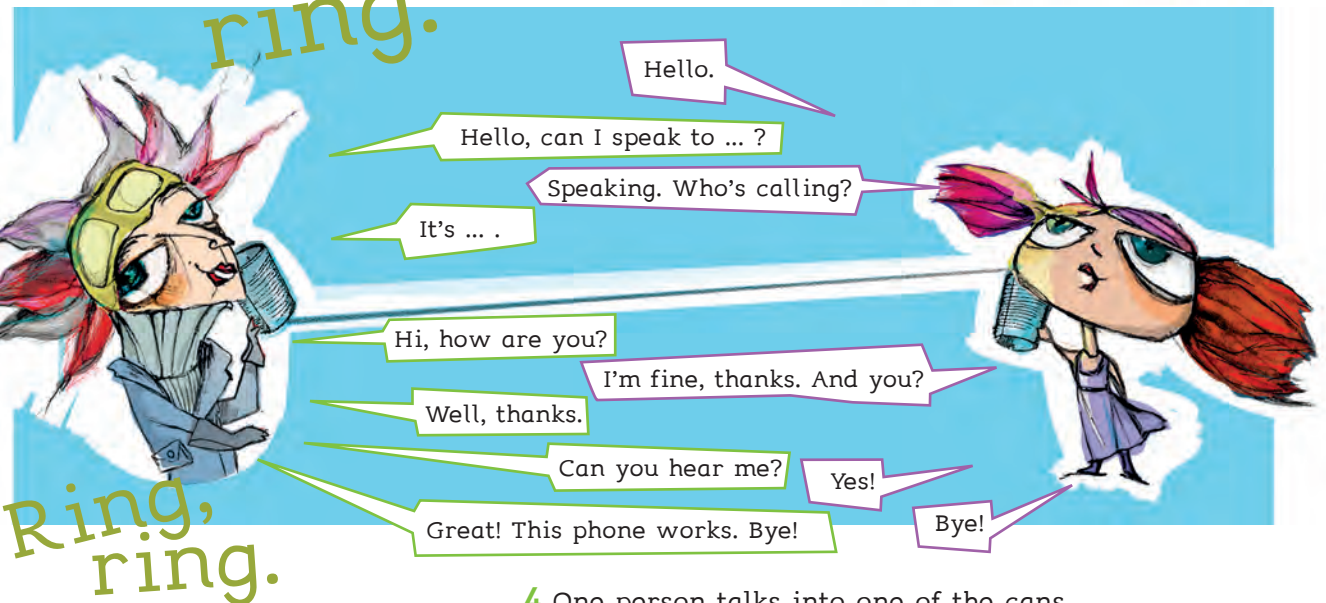
1 Ask an adult to make a small hole in the bottom of the cans.

2 Put some of the string through the hole (from the outside). Tie two small knots with the string inside the can.

3 Repeat step 2 with the other can and the other end of the piece of string.



Ring,
ring.
Ring,
ring.



Ring,
ring.

4 One person talks into one of the cans. The other person holds the other can to his or her ear to listen. Remember! The string must be tight/straight for the sound to travel.



Go to ezonekids.helbling.com to download this page.