


Play Station 1



1 Listen and point.



2 Match the words and the pictures in 1.


- birds
- clouds
- duck
- frogs
- grass
- owl
- pond
- rain
- sky
- woods



CHANT

3 Listen. Say the chant. Then read and match.

- A** What can you hear?
I can hear the birds singing.
Tweet, tweet, tweet.
- B** What can you hear?
I can hear the frogs croaking.
Croak, croak, croak.
- C** What can you hear?
I can hear the owl hooting.
Hoo hoo, hoo hoo!
- D** What can you hear?
I can hear the ducks quacking.
Quack, quack, quack!




4 Listen and mime.





Freddy the frog is very happy.
It's Friday evening and Freddy
is waiting for Francesca.
Freddy likes Francesca.
She is very pretty.





Where is Freddy?
Tick (✓).

- In a tree.
- On a leaf.
- On the ground.

Play Station Project



Party Invitations

Make party invitations.

You need:

paper or card

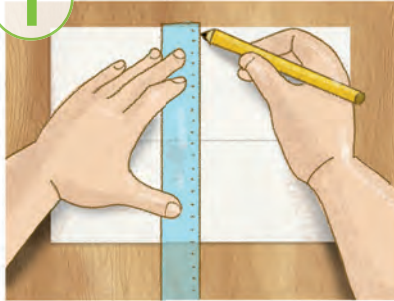
colours

scissors

ruler



1



Use your ruler and divide the card or paper into four squares.

2



Cut out the four squares.

3



Draw a border to decorate your invitation.

4



Now write the time and place of the party.



Go to ezonekids.helbling.com to download this page.