

Play Station 1



1 Listen and match.



bird

cat

dog



fish

mouse

rabbit



2 Look and write.



A The is in the fish tank.

B The is in the dog bed.

C The is in the cage.



3 Look, read and match.



A Yes, I've got a mouse.

B Yes, I've got a bird.

C Yes, I've got a cat.

D Yes, I've got a rabbit.



4 Ask and answer with a friend.



3 'Dad, I don't love you anymore.'
'You don't love me?' says Dad.



‘No. I want you to leave the house.
I don’t want to see you anymore.’
‘But, why?’



Who do you love?



Play Station Project




Badges

Make your own badges.

You need:

paper or card



colours



ruler



scissors



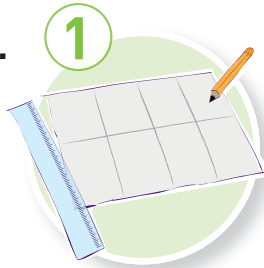
safety pins




glue



sticky tape




1 Use your ruler and divide the card or paper into eight squares.



2 Cut out the eight squares.



3 Ask an adult to put the safety pin through the back of one of the squares.



4 Fix the safety pin on the card with sticky tape.



5 Stick another piece of card on the back to make the front of your badge.



6 Draw and colour a border to decorate your badge.

7

Now write on the badges.



Go to ezonekids.helbling.com to download this page.