









Play Station 1




1 Listen and point.



A 	B 	C 
D 	E 	F 
G 	H 	



2 Listen, colour and write.



Barney is wearing
a red,
a yellow,
a green,
brown,
orange,
and blue



- boots
- coat
- gloves
- hat
- scarf
- trousers



3 Listen and write the names.



Billy Betsey Becky Barney Benjy



4 Circle the words.

BOOTS GLOVES TROUSERS SCARF HAT DRESS COAT SKIRT



It's Christmas Eve.
Mother Bunny is very busy.
She's making the dinner
and wrapping the presents
and tidying the house.



The little bunnies aren't helping her. They're shouting and fighting and making a mess.



Point to the bunnies.
Barney is helping.

Benjy and Betsey are running and shouting.
Billy and Becky are fighting.



Play Station Project



Christmas Tree

Make a Christmas tree for your class.

You need:

- lots of green paper
- 1 sheet of brown paper
- 1 sheet of yellow paper
- 1 large sheet of card

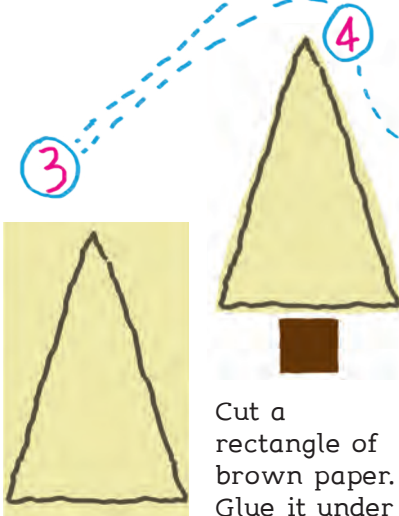
scissors 
glue 

1 Draw your hand on green paper. Cut out the hand print.




2 Write a Christmas greeting on your print.

- Happy Christmas
- Best Wishes
- Merry Christmas



Draw a triangle on the sheet of card.

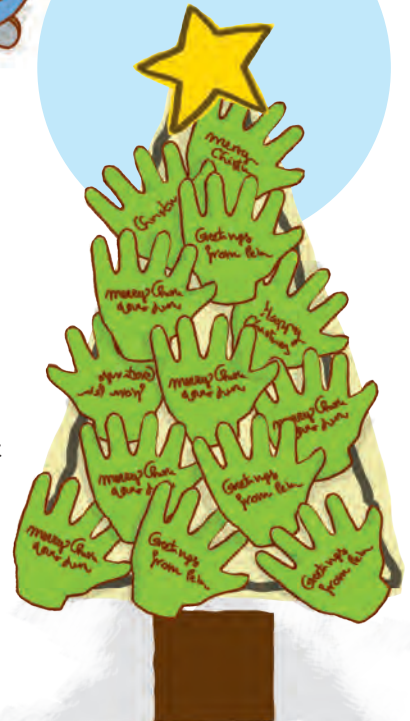
Cut a rectangle of brown paper. Glue it under the triangle.



Glue the hand prints onto the tree.

Draw a star on the yellow paper. Cut it out and glue it onto the top of the tree.

Merry Christmas



Go to ezonekids.helbling.com to download this page.