


Play Station 1



1 Listen and match.



Ermy is a fish.

Pat is a boy.



2 Listen and write.



+




=



Ermy
friends
Pat


..... and are



3 Draw and write.



+




=

friends

..... and are



4 Listen and point.



5 Look at Exercise 4 and circle the correct word.

- A beach / car / home / school
- B beach / car / home / school
- C beach / car / home / school
- D beach / car / home / school



6 Listen and check.



Meet Pat and Ermy. Pat is a little boy
and Ermy is his fish.

Today Ermy is at school with Pat.

There are lots of children.

Lots of new friends for Ermy.

But Ermy's best friend is Pat.





What can you see?

Find:

- a board;
- a chair;
- a desk.




Play Station Project



Shape pictures

Make pictures using shapes.

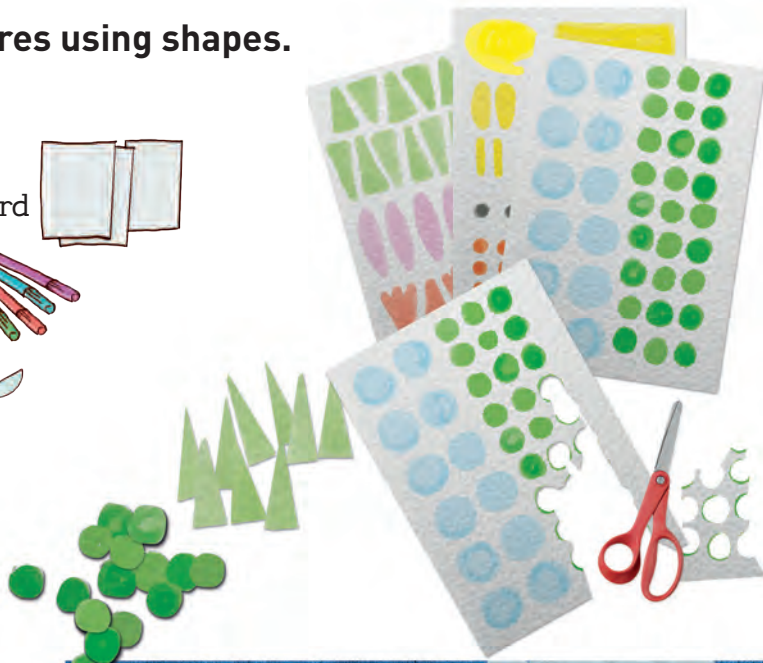
You need:

paper or card 

colours 

scissors 

glue 



1 Draw and colour different shapes on the paper.

2 Cut out the shapes with the scissors.

3 Arrange the shapes on another piece of paper to make a picture.

4 Now glue your shapes to complete your picture.



Go to ezonekids.helbling.com to download this page.