

Play Station 1



1 Listen and draw lines.



AMITA



BILLY



KATERYNA



RASHID



2 Listen and write.





3 Listen. Say the poem.



Hello, hello!

Hello, hello!
What's your name?
My name's Billy.
Pleased to meet you!

Hello, hello!
Who are you?
I'm Amita.
Pleased to meet you, too!



4 Ask two friends.

What's your name?

My name is

I'm





Billy is at school in London.
It's playtime!
Billy is very happy.



Where are you?

I'm at

in



Play Station Project



Flag Garland


Make a flag garland for your class.

You need:

paper




a ruler



a pencil



coloured crayons



scissors



glue



string



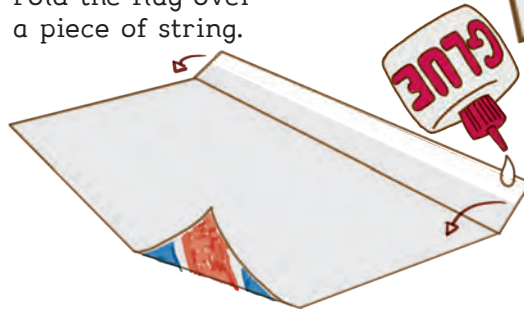
1 Draw rectangles for each flag. Add a space at the top of each one.

2 Draw and colour flags of the countries you know.



3 Cut them out.

4 Fold the flag over a piece of string.



5 Glue the white space to the back of the flag, holding the string in place.



6 Hang your flag garland on the classroom wall.



Go to ezonekids.helbling.com to download this page.