



# Play Station 1



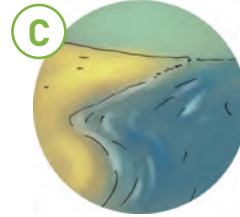
1 Look and **circle**. Then listen and check.




school / sea



sun / rain



beach / boy



car / boat




fish / dog



teacher / fisherman



2 Listen and point.





**3** Read and match.



**A** I live in a castle.

**B** I live in a hut.

**C** I live in a boat.

**D** I live in a house.



**4** Draw and write about you.



I live in a  
.....



The fisherman and his wife live in a hut by the sea. Every day, the fisherman goes fishing. One day, he catches a big fish.



'I'm a magic fish,' says the fish.  
'Magic fish aren't good to eat.  
Please throw me into the sea.'  
So the fisherman throws  
the fish into the sea.



Where is the  
fisherman's  
wife? Point.



# Play Station Project



## Magic Tube

Do a magic trick.

You need:

a cardboard tube

a paper cup

a coloured scarf

glue

black paint

scissors



1

1 Cut the bottom off the cup.



2

2 Cut the top off the cup, so the diameter is the same as the tube.



3

3 Paint the inside of the tube and the cup black. Put the cup in the tube.



4

4 Decorate the outside of the tube with coloured paper.



5

5 Hide the scarf between the cup and the tube.



6

6 Show your friends the top of the tube. It looks empty.



7

7 Pull the scarf from the bottom of the tube.



Go to [ezonekids.helbling.com](http://ezonekids.helbling.com) to download this page.