

Play Station 1



1 Listen and match.

- baby
- boy
- children
- girl
- man
- woman



2 Read and match.



A They live by a river.


B They live in a forest.

C They live on a mountain.

D They live by the sea.



3 Look, read and tick (✓).



He's behind the door.



He's in front of the door.

She's behind the tree.

She's in front of the tree.




4 Listen and draw.





In Japan, an old man and woman live by a river. They haven't got any children. Children come and play in the river. The old woman gives them cakes. Then the children go home. The old woman is sad.



Where are the children? Point.



One day, the old woman is washing clothes in the river. She sees a ball. Is it a ball? No, it's a peach!



Play Station Project



Picture Map

Draw a map to show Momotaro's journey.


You need:

a big piece of paper


coloured pencils



little pieces of card



glue



- 1 Draw a map of places in the story. Draw the **river**, the **mountains**, the **forest**, the **sea** and the **island**.



- 2 Draw the buildings in the story. Draw Momotaro's **house** and the ogres' **castle**.




- 3 Think about where Momotaro goes in the story. Draw Momotaro in different places.

Momotaro says
goodbye to his mother
and father.

Momotaro
meets a dog.

They go home
with the treasure.



They go
across the sea.

- 4 Write sentences about Momotaro and his friends on the pieces of card.
- 5 Stick the cards on the map.
- 6 Point to the cards and tell the story.

