
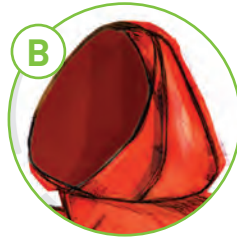


Play Station 1



1 Listen and point.



2 Find and match.

- forest
- girl
- house
- wolf







3 Look, read and **circle**. Then listen and check.



The window is
closed / open.



The door is
closed / open.



The box is
closed / open.

4 Look, read and match.



A The window is open.

B The door is open.

C The cupboard is closed.

D The book is closed.

E The window is closed.


F The cupboard is open.





This is a story about a little girl. She's got a red riding coat with a hood. Her name is Little Red Riding Hood. Her mother is making some cakes.

'Are they for us?' says Little Red Riding Hood. 'No,' says Mother. 'They're for Grandmother.'



Do you like cakes?

Yes

No

Play Station Project



Theatre


Make a theatre and act out part of the story.

You need:

scissors 
a cardboard box

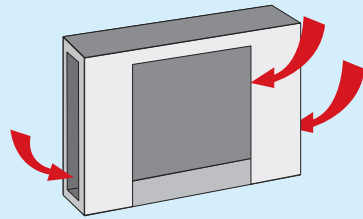
glue 

card 

two strips
of strong
cardboard 




- 1 Download the theatre, Little Red Riding Hood, the wolf and the bed from ezonekids.helbling.com. Cut them out and colour them. Or copy them to the size you prefer.



- 2 Cut holes in three sides of the box. Stick the theatre front onto the box.



- 3 Fold the bed. Put it in the middle of the stage.



- 4 Stick the figures of Little Red Riding Hood and the wolf onto the card. Then stick them on the strips of cardboard.

Hurry up,
Little Red
Riding Hood.
Where are you?
Here I am!

- 5 Push Little Red Riding Hood and the wolf into the sides of the theatre. Act out the scene in Grandmother's bedroom. Move the characters a little bit when they are talking.



Go to ezonekids.helbling.com to download this page.