


Play Station 1




1 Listen, point and say.



2 Read and draw lines.

grass



river

hill

bridge



3 Listen and say the chant. Then look, read and match.

CHANT

A There's a hippo on the hill.
There's a hippo on the hill.
So what? I'm not scared.

B There's a tiger on the hill.
There's a tiger on the hill.
So what? I'm not scared.

C There's a monster on the hill.
There's a monster on the hill.
So what? I'm not scared.


D There's a spider on the hill.
There's a spider on the hill.
Let's go home. I'm scared.





There are three goats. Their names are Big Goat, Middle Goat and Little Goat. The goats are hungry. There's lots of grass on the hill.





Point to
the goats.



Play Station Project



Board Game

Make and play your own board game.

You need:

game board

coloured
crayons 

three counters
or buttons 

dice 



① Download the game board from ezonekids.helbling.com.

Colour the board.

② Play the game with two friends.
Put your counters on START.



③ Take turns to throw the dice and move your counter. When you land on a picture, say what the picture is. If you don't know, go back one square.

④ If you land on a troll, go back two squares.

⑤ The first player to reach FINISH is the winner.



Go to ezonekids.helbling.com to download this page.