


Play Station 1



1 Listen and draw lines.



rabbit

tortoise

hedgehog

hare



2 Look and tick (☑). Then listen and check.



bird

snake

fish

mouse

fish

frog



3 Listen and say the chant.
Then read and match.

- A** Can you swim? – Yes, I can.
Look at me, I can swim.
- B** Can you fly? – Yes, I can.
Look at me, I can fly.
- C** Can you jump? – Yes, I can.
Look at me, I can jump.
- D** Can you run? – Yes, I can.
Look at me, I can run.



4 Ask two friends.

Can you swim?



Yes, I can.



No, I can't.






The hare is with his friends.
They can do lots of things.



I can fly.


I can jump.



Look and point.

- a bird
- a frog
- a mouse
- a hare

I can jump
and I can run.
I'm fast.



Play Station Project

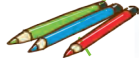


Puppets

Make puppets. Use the puppets for role play.

You need:

- animal pictures
- coloured crayons
- scissors
- lollipop sticks
- glue



1 Download the animal pictures from ezonekids.helbling.com. Colour them.




2 Cut out the animal pictures.



3 Glue the pictures to the lollipop sticks.



4 Role play a conversation. Use: Can you...? Yes, I can. / No, I can't.



Go to ezonekids.helbling.com to download this page.