

Play Station 1



1 Think, then tick (✓) the correct sentence in each pair.

- A** This book is about a king.
 This book is about a queen.
- B** The story happens in winter.
 The story happens in summer.
- C** It's a true story.
 It isn't a true story.
- D** There are cars and planes in the story.
 There aren't any cars or planes in the story.
- E** There are animals in the story.
 There aren't any animals in the story.
- F** The end of the story is sad.
 The end of the story is happy.



2 Share ideas with a friend.

I think it's
a true story.

I think so, too.

I don't think so.



3 Complete the sentences with the correct words. Then listen and check.



- A The opposite of day is
- B The opposite of good is
- C The opposite of is ugly.
- D The opposite of is hot.
- E The opposite of kind is
- F The opposite of is dark.
- G The opposite of summer is

bad
beautiful
bright
cold
horrible
night
winter



4 Play a memory game.

What's
the opposite
of hot?



Cold.





Once upon a time, there was a magician. The magician had a magic mirror. In the mirror, bright colours were dark; beautiful things were ugly; kind people were horrible. It was a bad mirror. One day, the magician said to his friends: 'Take the mirror and go around the world. Show the mirror to everyone you meet. They will look in the mirror and see horrible things.' The magician's friends took the mirror and flew up into the sky. But the mirror fell and broke. There were pieces of the mirror all over the world. Sometimes a tiny piece of the mirror went into someone's eye. And they saw only horrible things. Sometimes a tiny piece of the mirror went into someone's heart. And their heart became cold like ice.



Can you name some famous magicians in books or films?



Play Station Project



Snowflake


Make a paper snowflake.

You need:




big square pieces of thin paper

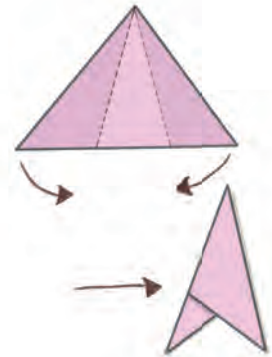
scissors



1 Fold the paper to make a triangle.



2 Fold the triangle to make a smaller triangle.




3 Fold the two corners to make an arrow shape.



4 Cut the two ends of the arrow to make a flat edge.



5 Cut holes in the arrows. Holes can have straight edges or round edges.



6 Unfold your snowflake.

