


Play Station 1

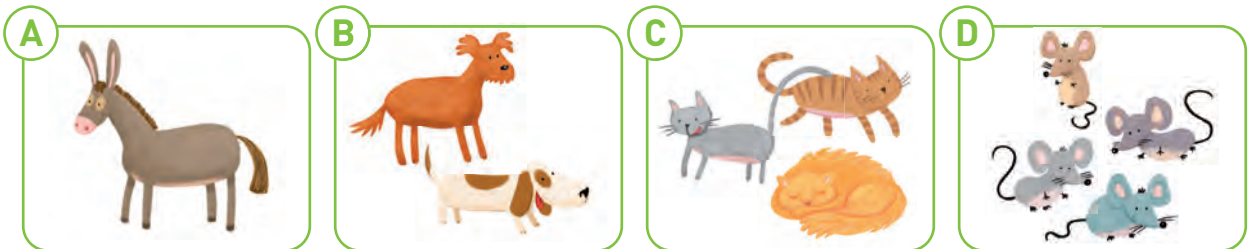


1 Listen and match.



- dog
- mouse
- snake
- cat
- donkey
- rooster

2 Look, read and tick (✓).



- a mouse
- two dogs
- three cats
- four snakes
- a donkey
- two cats
- three roosters
- four mice



**3 Listen, point and say the chant.
Then read, look and match.**

- A** I can see a ghost.
Where?
There he is, behind the chair.
- B** I can see a ghost.
Where?
There he is, next to the chair.
- C** I can see a ghost.
Where?
There he is, in front of the chair.
- D** I can see a ghost.
Where?
There he is, on the chair.
- E** I can see a ghost.
Where?
There he is, under the chair.
- F** I can't see a ghost. He's not there.
There aren't any ghosts by the chair.






A man and his donkey are in front of a house. The man is a farmer. He's putting bags on the donkey. 'Carry these bags,' says the farmer. 'I can't,' says the donkey. 'I'm old.' 'Carry the bags,' says the farmer again. 'Or there's no food for you today.' Then he goes into the house.



Count. How many bags are there?



'I don't like the farmer,'
thinks the donkey.
'I'm going to Bremen.
In Bremen I can be a
musician.'
The donkey drops the
bags, and he runs away.




Play Station Project



Funny Animals

Play a drawing game in groups of three.

You need:



paper with two lines




pencils

1 Take a piece of paper.

2 Draw an animal's head and neck. Draw the beginning of the animal's body.

3 Fold the paper and give it to a friend.



5 Fold the paper and give it to another friend. Next, draw the animal's tail.

4 Draw an animal's legs and body on the middle part of the paper. Draw the beginning of the animal's bottom.

6 Show your drawing. Make up names for the animals.

It's a donkey,
a zebra and a crocodile.
It's a don-ze-dile!



Go to ezonekids.helbling.com to download this page.