


Play Station 1



1 Listen and point.



2 Match the words and the pictures in Exercise 1.

- grass
- leaves
- berries
- ground
- sky
- tree
- river
- nuts
- forest



3 Read and tick (✓).

	grass	nuts	berries	honey	leaves	worms
						
						
						
						
						
						

- Robin eats berries and worms.
- Deer eats grass and leaves.
- Rabbit eats grass and leaves.
- Squirrel eats nuts.
- Bear eats nuts, berries and honey.
- Boar eats nuts and berries.



4 Look at the table in Exercise **3**. Test a friend.

Robin eats honey.

No. Robin eats worms and berries.



Where is
the honey?



It's morning in the forest. It's time to wake up. It's time for breakfast.

Robin is eating a worm. Rabbit is eating grass.

Raccoon has got some berries. Bear is looking for honey. She likes honey.

Deer is eating leaves from the tree.

Boar and the squirrels are eating nuts.

Mmm! Nuts are good!



But Crow has got no breakfast.
And he's very hungry.

Play Station Project

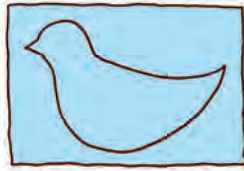


A Paper Bird


Make a paper bird.

You need:

- a piece of 
- coloured pencils 
- wrapping paper 
- scissors 
- string 
- glue 



1 Draw (or copy) the bird shape on coloured card.




2 Draw the bird's mouth and eyes. Cut out the shape.

3 Make the wings. Cut a rectangle (20x30 cm) of the wrapping paper. Fold it like this.



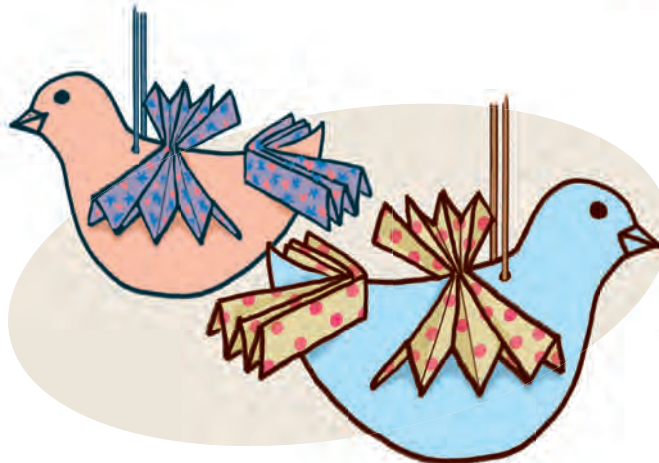
4 Make the tail. Cut a smaller rectangle of the wrapping paper. Fold it like the wings. Then fold it in half.



5 Cut small slits at A and B on the bird.



6 Put the wings in A and the tail in B. Fix them with glue.



7 Hang your bird on a string. Make a flock of birds with your friends.



Go to ezonekids.helbling.com to download this page.