





# Play Station 1



1 Read and match.

A  B  C  D 

boy     girl     man     woman

2 Look and circle the correct word.



A boy / girl



B man / woman



C boy / girl



D man / woman




**3** Follow the lines. Tick (✓) the correct sentences.




**A**

- I've got a hen.
- I've got a cow.




**B**

- I've got a dog.
- I've got a cow.



**C**

- I've got a dog.
- I've got a hen.





My name is Jack.  
And this is my mum.  
‘We’ve got no money,’ says  
Mum. ‘Go to the market  
with the cow. Sell the cow.’





Where is the cow?  
Point.



# Play Station Project



## Science Experiment

### Grow a beanstalk.

#### You need:

red beans



plastic zip bags



paper towels



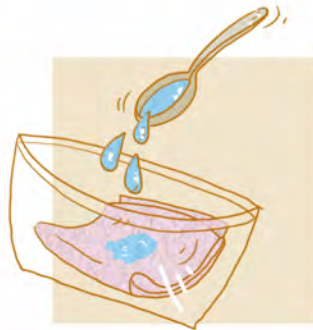
water



sticky tape



1 Fold the paper towel. Put it in a bag.



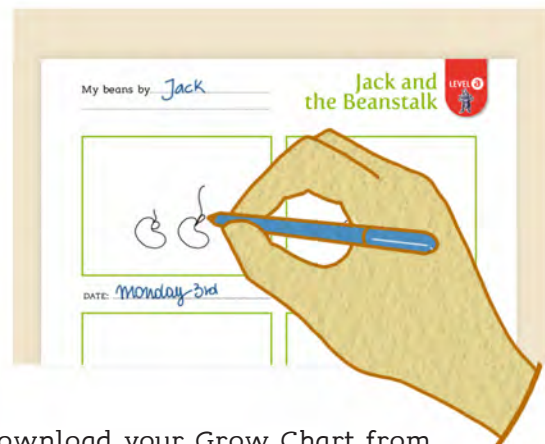
2 Put some water on the towel.



3 Put three red beans in the bag.



4 Stick the bag on a window. Watch your beans grow.



5 Download your Grow Chart from [ezonekids.helbling.com](http://ezonekids.helbling.com). Draw your beans on the Grow Chart each day. Write the day.



Go to [ezonekids.helbling.com](http://ezonekids.helbling.com) to download this page.