



1 Listen and point.



A



B



C



D



E



F



G



H



I



J



K

- badger
- bat
- bedside table
- bracelet
- fox
- hair clip
- magpie
- moth
- owl
- plate
- teddy



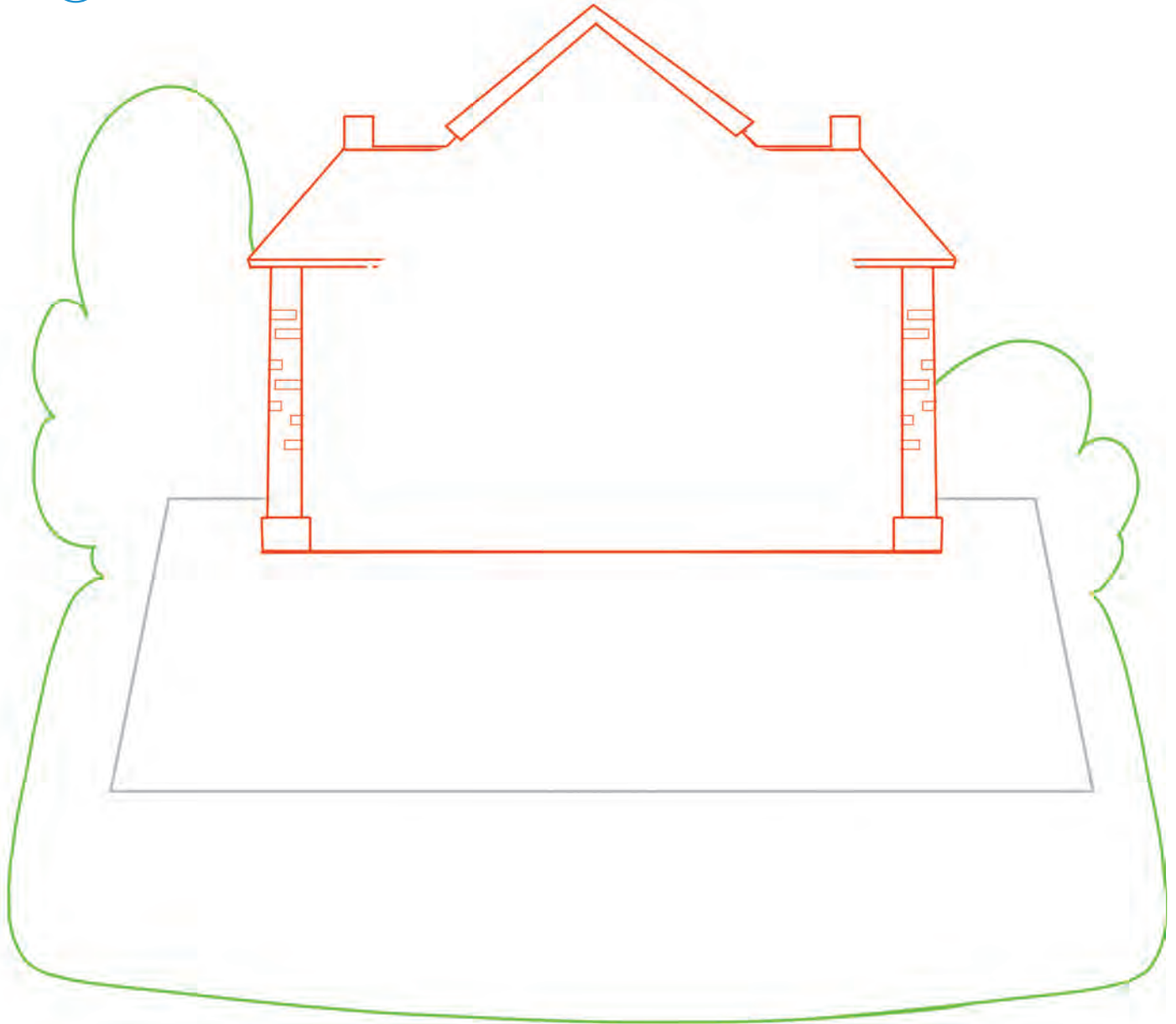
2 Point and ask a friend.
Then write the words under the pictures.

What's this?

It's a ...



3 Think, then write if the things from Exercise 1 are **INSIDE** or **OUTSIDE**. Some can be both, write them in the grey space.





It's evening, Fay is tired and she's going to bed. She's got her pyjamas, and her teddy, and her book. And what's that? She's got a little plate of food, too. But the food isn't for Fay, it's for her friend, Maggie.

A black and white bird with a pink eye patch is flying over a house at night. The house has a red roof and a brick wall. In the background, there are green trees and a full moon in a dark blue sky. The bird is flying towards the right side of the page.

SPEAK

Who is your best friend?

Maggie is a beautiful black and white magpie.
And Maggie and Fay are best friends.



Make a treasure box

You need:



an empty tissue box



coloured foil paper



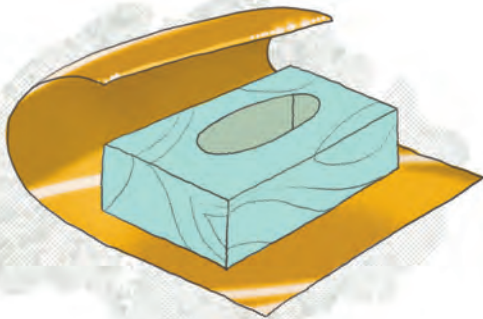
markers




coloured card




scissors




- 1 Glue coloured foil to the top, bottom and sides of the tissue box.




- 2 Cut the foil around the hole on the top of the box.



- 3 Cut a piece of coloured card, big enough to cover the hole on the top of the box. Fold it along the straight side.



- 4 Write a message on the card, then glue the straight side over the hole.



- 5 Put your treasures in the box.