



1 Listen and point.



bird

football

tree

dog

badminton

flower

frog



marbles




2 Count the things in the picture.  
What colours are they? Tell a friend.



red



orange



yellow



green



blue



indigo



violet

There is one football.  
It is black and white.

There are three  
violet birds.



3 Read and write about the picture.

A There are two white .....

B There are six green .....

C There are ten indigo .....

D There are four .....  
They are yellow, orange  
and brown.

E There are seven blue .....

F There are eight .....  
Five are .....  
And three are .....







It's a lovely day.  
It's warm and sunny.  
The birds are singing  
and everyone is happy.

**POINT**

Where are Violet  
and Ryan?

# Make a rainbow windsock

You need:




a piece of thick paper or card



paints or felt-tip pens or coloured crayons



sticky tape




coloured ribbons



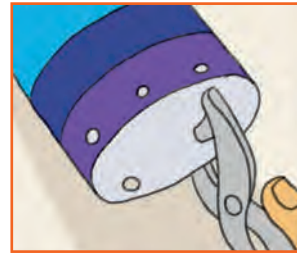
a hole punch



- 1 Colour or paint the piece of paper in the colours of the rainbow.



- 2 Roll the piece of paper into a tube and fix it with sticky tape.



- 3 With the hole punch, make holes at one end of the paper tube, one for each colour of ribbon.



- 4 Put a different coloured ribbon through each of the holes and tie a knot.



- 5 With the hole punch, make two holes in the other end of the tube, one on each side.



- 6 Put a short piece of ribbon through the two holes.

- 7 Hang your wind sock outside and watch it blow in the wind.

