

Puchta | Holzmann | Lewis-Jones | Jory

# Skills Training Listening

ENGLISCH

1. Klasse MS und AHS



SAMPLE PAGE  
helbling.com

## Liebe Schülerin, lieber Schüler,

Das **Skills Training – Listening** bietet dir ein vielfältiges Angebot an audioaufnahmen, Hörübungen und Aufgabenformaten, die dir dabei helfen, sprachliche **listening strategies** anzuwenden und zu trainieren. Alle Hörtexte im **Skills Training – Listening** sind von *native speakers* gesprochen und an die Themenbereiche der 1. Klasse angepasst. Die Hörtexte zu den Übungen findest du alle in der **HELBLING Media App**. Du kannst die Texte außerdem in einer langsameren Geschwindigkeit anhören.

Mithilfe der Höraufgaben im **Skills Training – Listening** lernst du gezielt die folgenden Hörstrategien (*listening strategies*). Du lernst

- ▶ dein ‚globales Verstehen eines Textes zu erlangen‘, d. h. herauszufinden, worum es im Wesentlichen in einem Hörtext geht (*listening gist*). Diese Fertigkeit brauchst du z. B. in Aufgabe 2a auf S. 34.
- ▶ aus einem Hörtext die Hauptidee herauszufiltern (*listening for main idea*), wie z. B. auf S. 14 in Aufgabe 1a.
- ▶ spezielle Informationen und wichtige Details aus dem Hörtext zu verstehen (*listening for specific information and important details*), z. B. in Aufgabe 3 auf S. 5.
- ▶ ‚zwischen den Zeilen zu hören‘, d. h. Aussagen anzuhören und Folgerungen aus dem Gehörten zu ziehen, die man nicht hört, sondern eben schlussfolgern muss (*understanding inferred meaning*), wie z. B. in Aufgabe 1a auf S. 31.

Damit du deine *listening skills* kontinuierlich verbessern kannst, solltest du folgende **listening tips** beachten.

Bevor du die Audio-Aufnahme spielst, nimm dir Zeit, die Angaben und Fragestellungen genau zu lesen. Die Aufgaben können dir wertvolle Informationen über den Inhalt des Hörtextes enthalten. Manchmal kann es auch helfen, wenn du wichtige Schlüsselwörter unterstreichst oder dir während des Hörens Notizen machst.

Denke auch daran, dass es nicht wichtig ist, jedes Wort zu verstehen. Wenn du etwas nicht verstehst, höre dir den Text ein oder zwei Mal an. Wenn du etwas nicht verstehst oder nicht hören kannst, bleib ruhig und versuche weiterzumachen. Es hilft niemandem, einen Hörtext so oft anzuhören, bis du wirklich verstehst. Übung macht die Meisterin oder den Meister!

Nach dem Hören kannst du deine Antworten noch einmal Korrektur lesen und eventuelle Fehler verbessern. Die Lösungen befinden sich am Ende dieses Buches. Diese solltest du erst dann anschauen, wenn du die Übungen gemacht hast und du deine Antworten überprüfen möchtest.

Viel Spaß beim Lernen und gutes Gelingen wünschen dir die Autoren.

# Contents

<b>1</b> Hi!	4-6
<b>2</b> At school	7-10
<b>3</b> Emotions	11-13
<b>4</b> Pets	14-17
<b>5</b> Daily routines	18-21
<b>6</b> About me and my family	22-24
<b>7</b> Wild animals	25-28
<b>8</b> Food and drinks	29-32
<b>9</b> Clothes	33-38
<b>10</b> Free time	39-43
<b>11</b> Time	44-47
<b>12</b> Happy birthday!	48-51
<b>13</b> Languages	52-55
<b>14</b> Story time	56-59
Map script	60-81
Answer key	82-84



1 Listen to the dialogues and answer the questions.

### Useful Words

- phone number – Telefonnummer
- street – Straße

### Nice to meet you!

#### Dialogue 1

- 1 What is Clarke's address?  
24 ..... Street
- 2 What is Saskia's address?  
17 ..... Street

#### Dialogue 2

- 3 What is Janie's class at school?  
.....
- 4 What is Elias's class at school?  
.....
- 5 What is Janie's phone number?  
.....
- 6 What is Elijah's phone number?  
.....



2 a Listen and answer the question below.

**Meet Simon**

Who is talking?

- the teacher     Simon     Olli

★ **Useful Words**

- brother – Bruder
- He/She is from ... Er/Sie kommt aus ...
- sister – Schwester
- street – Straße
- teacher – Lehrer
- Who is ...? – Wer spricht gerade?



b Listen again and complete the sentences with one word.

- 1 The boy's name is Simon .....
- 2 Simon is from .....
- 3 Simon is ..... years old.
- 4 Simon's address is ..... Green Street.
- 5 Simon's brother is ..... years old.
- 6 Simon's sister is ..... years old.



3 Listen to Lola and complete the table.

**Hi, my name is Lola**

★ **Useful Words**

- age – Alter
- best friend – beste/r Freund/in
- brother – Bruder
- I am from ... – Ich komme aus ...
- road – Straße
- sister – Schwester

Name	Primi
From	.....
Age	.....
Class	3 .....
Address	157 ..... Road
Best friend	Nasreen
Age	5 .....
Class	6 .....
Address	7 ..... 8 ..... Road



4 a Listen to the dialogue and answer the question below.

**Mia and Harry's school bags**


What is Mia and Harry's favourite colour?

- red     green     blue



b Listen again and match the names with the school bags.

- 1 Harry    2 Mia



c Listen again and tick (True) or (False).

	T	F
1 Harry's school bag.	<input type="checkbox"/>	<input type="checkbox"/>
2 There are four pencils in Harry's bag.	<input type="checkbox"/>	<input type="checkbox"/>
3 Harry's ruler is yellow.	<input type="checkbox"/>	<input type="checkbox"/>
4 There are three blue pens in Harry's bag.	<input type="checkbox"/>	<input type="checkbox"/>
5 There are four books in Mia's bag.	<input type="checkbox"/>	<input type="checkbox"/>
6 There are four green pens in Mia's bag.	<input type="checkbox"/>	<input type="checkbox"/>

# 2

## At school



1 a Listen to Kaya and answer the question below.

**This is my art room**



### Useful words

- desk - Schreibtisch
- door - Tür
- glue stick - Klebestift
- projector - Beamer
- rulers - Schere
- subject - Schulfach
- teacher - Lehrer/in

What colour is the board?

.....



b Listen again and tick T (True) or F (False).

	T	F
1 The floor is brown and black.	<input type="checkbox"/>	<input type="checkbox"/>
2 The door is white.	<input type="checkbox"/>	<input type="checkbox"/>
3 The chairs are red and green.	<input type="checkbox"/>	<input type="checkbox"/>
4 The teacher's desk is green.	<input type="checkbox"/>	<input type="checkbox"/>
5 The projector is blue.	<input type="checkbox"/>	<input type="checkbox"/>
There are seven rulers.	<input type="checkbox"/>	<input type="checkbox"/>
There are ten pink rubbers.	<input type="checkbox"/>	<input type="checkbox"/>
There are eight glue sticks.	<input type="checkbox"/>	<input type="checkbox"/>



2 a Listen and tick the things you hear.

### Things in my school bag

### ★ Useful Words

- - ihr/e
- s - se
- - Klebstift
- pa - h - P
- pencil s - Bleistiftspitzer

1




2



4



5



6



8



b Listen again and match the names with the pictures.

Michael

Talia

Jo


Nadia



1 .....



2 .....



3 .....



4 .....





3 a Listen to the dialogue and choose the correct answer.

**A picture of school things**



**Useful Words**

- brush - Pinsel
- pencil sharpener - Bleistiftspitzer
- scissors - Schere

How many colours ... pictures.

- two
- four
- six



b Listen again and circle the correct words.

- 1 Leo, *stand up / come here*.
- 2 *Take out / Get your* exercise book.
- 3 Get your *brown / blue* pencil case.
- 4 *Open / Don't open* your book.
- 5 *Colour / Don't colour* pencil sharpener yellow.
- 6 *Colour / Don't colour* the rubber.
- 7 *Colour / Don't colour* the brush green / orange.
- 8 *Close / Don't close* your book.



c Listen again and complete the sentences with 1-2 words.

- 1 Leo's ..... is red.
- 2 Leo takes out the ..... exercise book.
- 3 The ..... is brown.
- 4 The pencil sharpener is .....
- 5 The two ..... are blue.
- 6 The ..... is orange.



4 a Listen to the dialogue and answer the question below.

**Tell me about your classroom!**



**Useful words**

- desk – Schreibtisch
- sound system – Soundsystem, Tonanlage
- wall – Wand
- table – Tafel
- but – aber
- projector – Beamer

What classroom has more colours?

- Bella's classroom       Malik's classroom



b Listen again and choose the correct answers.

- |  |  |
|--|--|
| <p>1 In Bella's classroom</p> <ul style="list-style-type: none"> <li><input type="checkbox"/> the walls are white.</li> <li><input type="checkbox"/> the windows are yellow.</li> <li><input type="checkbox"/> the walls and windows are blue.</li> </ul> <p>2 The desks are grey and the chairs are</p> <ul style="list-style-type: none"> <li><input type="checkbox"/> yellow.</li> <li><input type="checkbox"/> white.</li> <li><input type="checkbox"/> brown and black.</li> </ul> <p>3 The floor is</p> <ul style="list-style-type: none"> <li><input type="checkbox"/> orange.</li> <li><input type="checkbox"/> grey.</li> <li><input type="checkbox"/> white.</li> </ul> <p>4 There's a</p> <ul style="list-style-type: none"> <li><input type="checkbox"/> black sound system and a laptop.</li> <li><input type="checkbox"/> sound system and a black tablet.</li> <li><input type="checkbox"/> black tablet and a laptop.</li> </ul> | <p>5 In Malik's classroom the door is</p> <ul style="list-style-type: none"> <li><input type="checkbox"/> yellow.</li> <li><input type="checkbox"/> white.</li> <li><input type="checkbox"/> blue.</li> </ul> <p>6 There are</p> <ul style="list-style-type: none"> <li><input type="checkbox"/> 12 desks.</li> <li><input type="checkbox"/> 22 desks and chairs.</li> <li><input type="checkbox"/> 25 chairs.</li> </ul> <p>7 The desks are</p> <ul style="list-style-type: none"> <li><input type="checkbox"/> white and the floor is orange.</li> <li><input type="checkbox"/> grey and the floor is white.</li> <li><input type="checkbox"/> brown and the floor is grey and black.</li> </ul> <p>8 There's a</p> <ul style="list-style-type: none"> <li><input type="checkbox"/> tablet, but there isn't a projector.</li> <li><input type="checkbox"/> laptop and a projector.</li> <li><input type="checkbox"/> laptop, but there isn't a projector.</li> </ul> |
|--|--|

# 3

## Emotions



1 a Listen to Mark and answer the question below.

### My favourite day

Who is Skye?

.....

### Useful Words

- excited – aufgeregt
- proud – stolz
- school play – Schulaufführung
- sunny – sonnig



b Listen again and complete the sentences with one word.

- 1 Today is .....
- 2 Mark is in the ..... with Oscar and Nur.
- 3 Nur has got a pet .....
- 4 Skye loves football. Skye is very .....
- 5 Mark isn't ..... of dogs.
- 6 Annie feels ..... She is in the school play.
- 7 Mark feels ..... because he isn't in the school play.
- 8 Mark is ..... of Annie.



2 Listen to the audio and choose the correct words.

### The new school

- 1 It's Monday tomorrow and Raoul feels *scared / excited*.
- 2 Raoul also feels *happy / nervous*.
- 3 Raoul has ..... has got friends at his new school.
- 4 Raoul feels *sad / angry* because he doesn't want new friends.
- 5 Tony is Raoul's *friend / cousin*.
- 6 Raoul and Tony are *11 / 12* years old.
- 7 Raoul can go *home / to school* with Tony.
- 8 Raoul feels *nervous / happy* now.

### Useful Words

- age – Alter
- call – anrufen
- cousin – Cousin/e



3 a Listen and answer the question below.

### Feelings

Who is sad, proud and then happy?  
Write *Mia*, *Wils*, *Greta* or *Leon*.

.....

### Useful Words

- excited – aufgeregt
- practice – hier: Training
- proud – stolz
- a pair – ein Paar



b Listen again and match the names with the pictures.

Mia                      Wils                      Greta                      Leon



1 .....



2 .....



3 .....



4 .....



4 Listen and match the names with the pictures. There is one picture that you don't need.

Where are they?

Daniel Gemma Ahmed Rumi



Useful Words

- dining room – Esszimmer
- excited – aufgeregt
- library – Bibliothek



5 Listen and circle the correct words.

1 and 2

- 1 There are *four / five* people in the band.
- 2 The *guitarist / band leader*, and also the *drummer / singer*.
- 3 He can also play the *keyboards / guitar*.
- 4 Gemma can also *sing / play the guitar*.
- 5 They practise at the *guitarist's / drummer's* house.
- 6 Millie doesn't want to play because she feels *sick / nervous*.
- 7 Millie *is / isn't* a good keyboard player.

★ Useful Words

- band leader – Frontmann/-frau
- drums – Schlagzeug
- guitar – Gitarre
- practise – üben
- sick – schlecht, übel
- We can't wait ... – Wir können es kaum erwarten ...

# 4

## Pets



1 a Listen to the dialogue and answer the question below.

### At the pets corner

What can the children see?

- big zoo animals
- small animals

### Useful Words

- pets corner – Streichelzoo
- rock – Stein
- snake – Schlange
- spider – Spinne



b Listen again and choose the correct answers.

- 1 The hamsters are ...
  - black and white.
  - brown and white.
- 2 The rabbit ...
  - liked the hamsters.
  - didn't like the hamsters.
- 3 The spider is ...
  - big.
  - small.
- 4 The spider is in a ...
  - cage.
  - tank.
- 5 There are ... snakes.
  - two
  - three
- 6 The snakes are ... a bush.
  - in
  - in front of



2 a Listen to Elsie and answer the question below.

**This is me**

What are the names of Elsie's pets? Tick the correct answers.

- Harry                       Herbie  
 Ping and Pong           Fizz and Fuzz

**Useful Words**

- ear – Ohr
- foot (pl feet) – Fuß
- nose – Nase
- sharpener – Radiergummi
- bird – Vogel
- bird spitzer – Vogelweiser



b Listen again and tick the correct pictures.

1  a



b



2  a



b




3  a




b



4  a



b



5  a



b



6  a



b





3 a Listen to the children and match the names with the pictures.

**Dogs**

Scruff Pip Minnie



1 ..... 2 ..... 3 .....

★ **Useful Words**

- ear -
- age
- Mund
- foot (pl feet) - Fuß



b Listen again. How old are the dogs? Write the numbers.

1 Scruff: ..... 2 Pip: ..... 3 Minnie: .....





4 a Listen to the dialogue and choose the correct pictures.

**At the wildlife park**

What animals do the children want to see next?

Sam:

Jack:



★ **Useful Words**

- forest - Wald
- monkey - Affe
- wildlife park - Naturpark



b Listen again and circle the correct words.

1 There's a penguin *under* / *next to* the tree.

2 The baby is *in front of* / *behind* its mum.

3 Daisy thinks that lions have got beautiful *fur* / *faces*.

4 The lions are *next to* / *in front of* the crocodiles.

5 The *parrots* / *crocodiles* are behind the monkey forest.


6 There's a train stop in front of the *monkey forest* / *lion cage*.





5 Listen to the dialogue and tick T (True) or F (False).

**Talking about pets**



- Useful words**
- catch – fangen
  - ... especially – besonders, insbesondere
  - ... in particular – insbesondere
  - high – hoch
  - jump – springen, hüpfen
  - tail – Schwanz
  - wiggle – wackeln

	T	F
1 Ben has got a dog called Flo.	<input type="checkbox"/>	<input type="checkbox"/>
2 Ben's pet can't open the window.	<input type="checkbox"/>	<input type="checkbox"/>
3 Flo can touch her nose with her tongue.	<input type="checkbox"/>	<input type="checkbox"/>
4 Nadia's dog isn't very big.	<input type="checkbox"/>	<input type="checkbox"/>
5 Flo has a long tail.	<input type="checkbox"/>	<input type="checkbox"/>
6 Flo can dance.	<input type="checkbox"/>	<input type="checkbox"/>
7 Flo can stand on two legs.	<input type="checkbox"/>	<input type="checkbox"/>
8 Flo can play football.	<input type="checkbox"/>	<input type="checkbox"/>
9 Flo can't climb high.	<input type="checkbox"/>	<input type="checkbox"/>