

Gerngross · Puchta

# PLAYWAY 2

ACTIVITY BOOK



## So lernst du mit PLAYWAY Activity Book 2

Im Activity Book findest du viele vertiefende Übungen.



Hierzu gibt es eine Höraufgabe.



Am Ende des Buches findest du ein Bildwörterbuch, in das du die gelernten Wörter eintragen kannst.

	Listen and point. / Listen and check. Hör zu und zeige mit. / Hör zu und vergleiche.		Circle. / Listen and circle (the words). Kreise ein. / Hör zu und kreise (die Wörter) ein.
	Fill in the numbers. / Listen and fill in the numbers. Schreib die Zahlen. / Hör zu und schreib die Zahlen.		Colour. / Listen and colour. Male an. / Hör zu und male an.
	Match. / Draw lines. / Listen and match. Verbinde. / Hör zu und verbinde.		Draw. Zeichne.
	Write (the words/sentences). Schreib (die Wörter/Sätze).		Say. / Point and say. Sprich dazu. / Zeige mit und sprich dazu.
	Tick. Hake an.		In pairs. Zu zweit.

## PLAYWAY Activity Book 2

Mit Bescheid vom 13. Dezember 2023, GZ: 2023-0.037.897, empfiehlt das Bundesministerium für Bildung, Wissenschaft und Forschung das Werk PLAYWAY 2 Activity Book in der vorliegenden Fassung zur Aufnahme in den Anhang zu den Schulbuchlisten für die 2. Schulstufe an Volksschulen im Unterrichtsgegenstand Englisch (Lebende Fremdsprache) (Lehrplan 2023).

Schulbuchnummer 215.790



Gerngross · Puchta

# PLAYWAY 2

## ACTIVITY BOOK



**Unit 1**  
**Hello again** ..... 2



**Unit 6**  
**Clothes** ..... 22



**Unit 2**  
**Family** ..... 6



**Unit 7**  
**Travelling** ..... 26



**Unit 3**  
**Healthy or unhealthy?** ... 10



**Unit 8**  
**On the farm** ..... 30



**Unit 4**  
**Shopping** ..... 14



**Picture Dictionary**  
**English-German** ..... 34



**Unit 5**  
**In the house** ..... 18



# Hello again

1



Listen and fill in the numbers.



2



Look and ... Then listen and check.

one

three

five

seven

nine


two

four

six

eight

ten






3



Listen and write the children's names on the boxes.



4



Look and write.

seven black and white balls      two yellow cars  
~~four green cars~~      ~~two pink kites~~      nine blue balls

1




\_\_\_\_\_ green cars

2




\_\_\_\_\_

3



\_\_\_\_\_

4



\_\_\_\_\_

5



\_\_\_\_\_





# Hello again



5



Listen to Jenny and James. Write.

yellow

cat

~~seven~~

orange

phone

white



1 Hi, I'm James.

2 I'm seven.

3 It's my \_\_\_\_\_.

4 It's \_\_\_\_\_.



5 Hi, my name is Jenny.

6 It's \_\_\_\_\_.

7 It's an \_\_\_\_\_.

8 It's a \_\_\_\_\_.



6











Listen and fill in the blanks.







7  Read and colour. Point and say.

-  ten
-  eleven
-  twelve
-  thirteen
-  fifteen
-  sixteen
-  eighteen
-  twenty

Sixteen is orange.

8  Colour. In pairs. Say.

**A**

20 17  
15 10  
19 14  
12 18

**B**

20 17  
15 10  
19 14  
12 18

Twenty – blue.

Twenty – pink.






# Family



1



Listen and fill in the numbers. Say.



2



Listen and draw lines. Say.

1 grandma

2 brother

3 dad

4 sister







3 Listen and fill in the numbers.



4 Look and write.

young                      short                      old                      tall



She's \_\_\_\_\_.



He's \_\_\_\_\_.



She's \_\_\_\_\_.



He's \_\_\_\_\_.



5



Draw and write.

mum  
 dad  
 brother  
 sister  
 grandma  
 grandpa

old  
 young  
 tall  
 short

### Who's that?



That's my \_\_\_\_\_.

He / She's \_\_\_\_\_.



6



Listen and fill in the numbers.







7

Look, read and write the names.



Hi, I'm  
In my family there's my mum,  
my dad, my two brothers

Hi, I'm Louis.  
In my family there's my mum,  
my dad and my grandma.  
I've got two brothers.

Hi, I'm Nat  
In my family there's my mum, my  
grandpa and my grandma.  
I've got two sisters.

Hi, I'm Oliver.  
In my family there's my mum,  
my dad, my two sisters  
and my grandma.



## Healthy or unhealthy?



1



Listen and fill in the numbers. Say.



2



Listen and draw lines. Say.

1 head

2 mouth

3 tooth

4 left foot






3 Look and write the words.



right leg    shoulder    head    left foot    tooth  
left leg    tummy    right foot    nose

head

4 Listen and fill in the numbers.








# Healthy or unhealthy?

**5**  Read, look and fill in the numbers.

- 1** My right arm hurts.
- 2** My right knee hurts.
- 3** My tummy hurts.
- 4** My shoulder hurts.
- 5** My left foot hurts.



**6**   Look and ... Then listen and check.







7



Listen and fill in the numbers. There's one picture too many.



8



Look, read and write.

football

apples

swimming

1



I like \_\_\_\_\_.

2



I like \_\_\_\_\_.




I like \_\_\_\_\_.



1



Listen and fill in the numbers. Say.



2





Look, read and draw lines. Say.

1 carrots

2 peppers

3 cucumbers

4 tomatoes







3



Listen and colour.

1



2



4



Read, look and write like or don't like.

1

I \_\_\_\_\_  
cake.



I \_\_\_\_\_  
cream.



3

I \_\_\_\_\_  
bananas.



4

I \_\_\_\_\_  
milk.



5

I \_\_\_\_\_  
peppers.



6

I \_\_\_\_\_  
apples.





# Shopping

5



You're going to a toy shop and a supermarket. Write your shopping list.

milk	kite	chicken	oranges
robot	tomatoes	pudding	plane
chocolate	apples	car	ball
cheese	carrots	bicycle	game

**toy shop**

---

---

---

---

---

---

---

---

---

---



**supermarket**

---

---

---

---

---

---

---

---

---

---



6



Write your sentences about food you like/don't like. Draw 😊 or ☹️.

I like \_\_\_\_\_ 😊

I don't like \_\_\_\_\_ ☹️

I like \_\_\_\_\_ 😊

I don't like \_\_\_\_\_ ☹️







7



Listen. Circle what they buy.



two / three bananas  
two / seven apples





five / seven tomatoes  
two / three green peppers  
two / nine cucumbers



8



Listen and fill in the number.





## In the house



1



Listen and fill in the numbers. Say.



2




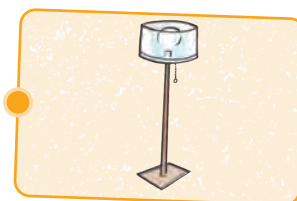
Listen and draw lines. Say.

1 curtains

2 lamp

3 phone

4 table







3 Find and colour. Then circle True ✓ or False ✗



the door – orange  
the chairs – green  
the table – red  
the bed – yellow  
the window – blue

- 1 There are four chairs. ✓ ✗
- 2 There's one window. ✓ ✗
- 3 There's one table. ✓ ✗
- 4 There's one bed. ✓ ✗
- 5 There are two doors. ✓ ✗



4 Listen and match







5



Listen and fill in the numbers.



6



Look, count and write.



- 1 How many pink lamps are there?  
There are \_\_\_\_\_.
- 2 How many yellow chairs are there?  
There are \_\_\_\_\_.
- 3 How many blue tables are there?  
\_\_\_\_\_  
\_\_\_\_\_.
- 4 How many green cupboards are there?  
\_\_\_\_\_  
\_\_\_\_\_.

7



Look at 6 again. Write one more question and answer.

---



---




8



Listen and tick (✓). Say.

1



2



9



Look and write.



- sofa
- table
- door
- curtains
- chairs

- 1 There is a green \_\_\_\_\_.
- 2 There are two red and brown \_\_\_\_\_.
- 3 There's a red and brown \_\_\_\_\_.
- 4 There are blue \_\_\_\_\_.
- 5 There's a red \_\_\_\_\_.





# Clothes



1



Listen and fill in the numbers. Say.



2



Look and draw lines. Say.

1

wool hat

2

trainers

3

jacket

4

skirt





3



Listen and fill in the numbers.



4



Look and write.

trainers

red

-shirt

green

socks

wool

blue

black



Jack



Sally



Jane



1 Sally has got \_\_\_\_\_ black \_\_\_\_\_ jeans and a yellow \_\_\_\_\_.

2 Tom has got orange \_\_\_\_\_ and \_\_\_\_\_ shoes.

3 Jane has got a \_\_\_\_\_ pullover and a pink \_\_\_\_\_.

4 Jack has got blue \_\_\_\_\_ and a \_\_\_\_\_ T-shirt.





5



Listen and circle. Draw.



6



Colour and write.



This is my teddy. He has got a \_\_\_\_\_ . It's \_\_\_\_\_ .

He has got a \_\_\_\_\_ . It's \_\_\_\_\_ . He has also got

\_\_\_\_\_ . They're \_\_\_\_\_ . I




my teddy. It's cool.



7



Listen and fill in the numbers.



8



Listen and fill in the numbers.







1



Listen and fill in the numbers. Say.



2




Listen and draw lines. Say.

1 go to school

2 walk

3 go by bus

4 go by bike





3



Listen and draw lines. Say.



Simon





Alyssa



Ben



Maria



4



Look and write.

train

plane

car

bus

bike



Tom



Mia



Ben



Gina



Finn



1 Tom goes to school by \_\_\_\_\_.

2 Alice goes to school by \_\_\_\_\_.

3 Mia goes to school by \_\_\_\_\_.

4 Ben goes to school by \_\_\_\_\_.

5 Gina goes to school by \_\_\_\_\_.

6 Finn goes to school by \_\_\_\_\_.





### 5






Listen and fill in the numbers.



### 6



Listen and fill in the numbers.





7



Listen and fill in the numbers. There's one picture too many.



8



Look and write. In pairs. Say.

plane

boat

~~walk~~


bus

1



I go to school by \_\_\_\_\_  
to school.

2



I go to school by \_\_\_\_\_.

3



I go to school by \_\_\_\_\_.

4



I go to school by \_\_\_\_\_.

How do you go to school?

\_\_\_\_\_





# On the farm



1



Listen and fill in the numbers. Say.



2



Look at the cards and draw lines. Say.

1 dog

2 duck

3 cow

4 horse





3



Look and circle. Write.

cow horse mouse sheep duck pig

4



Look and write.

~~cats~~    hens    ~~rabbits~~    ~~fish~~    horses    ~~dogs~~

I like dogs

\_\_\_\_\_.

\_\_\_\_\_.

\_\_\_\_\_.

I don't like cats

\_\_\_\_\_.

\_\_\_\_\_.

\_\_\_\_\_.






5



Listen and fill in the numbers. There's one picture too many.



6



Look, count and write.

- |                |       |        |      |     |
|----------------|-------|--------|------|-----|
| <del>one</del> | two   | ree    | four | six |
| hens           | ducks | horses | cows | cat |



There is one \_\_\_\_\_.

There are \_\_\_\_\_.

There \_\_\_\_\_.

\_\_\_\_\_.


\_\_\_\_\_.



7 Circle the words. → ↓ Write.



H	P	R	Z	X	Z	L	S	Y	F	L	X	J	X	M	I	Z	C	
G	J	E	A	N	S	T	A	R	R	A	X	K	W	J	G	R	G	
L	H	B	U	O	S	B	V	A	G	M	F	C	D	F	I	L		
P	C	Y	C	T	A	B	L	E	G	P	V	O	N	O	N	S	S	
T	H	V	I	L	M	N	A	K	P	L	I	Z	A	G	N	V		
X	A	U	O	W	R	V	S	H	J	D	G	O	R	P	N	O	F	T
J	I	V	U	C	U	C	U	M	B	E	R	O	T	L	X	R		
L	R	K	T	N	V	L	L	R	G	R	O	F	I	K	J	G	B	A
B	J	S	C	D	E	T	P	U	L	L	O	V	E	I	A	V	I	
Q	K	D	A	W	B	Q	R	L	D	A	V	P	B	H	M	U	N	
X	T	O	M	A	T	O	E	S	H	N	J	M	S	Z	E			
O	L	E	S	K	I	R	T	U	A	I	R	A	A	O	Q	R		
C	R	M	I	R	D	G	F	E	G	E	B	C	F	S	S			
E	O	D	Y	J	X	C	R	O	T	S	Z	N	L	A	R	P		
P	J	S	E	A	Z	M	H	Y	D	I	E	G	W	T	F			
C	U	R	T	A	I	N	Z	A	P	G	M	T	I	E	G	Y		
W	N	E	I	L	K	J	M	I	S	N	I	E	P	P	E	R	S	



shopping

MUST

---



---



---

in the house

---



---



---

clothes

---



---



---





# Picture Dictionary

## Colours

black

blue

green

orange

brown

yellow

pink

white

red

orange

## Numbers

~~six~~    fourteen    fifteen    two    twelve    twenty    ten  
 five    sixteen    one    nine    seventeen    eight    eighteen  
 four    seven    fifty    eleven    thirteen    three



\_\_\_\_\_

\_\_\_\_\_

\_\_\_\_\_

6 six



\_\_\_\_\_

\_\_\_\_\_

\_\_\_\_\_

\_\_\_\_\_

\_\_\_\_\_



7 \_\_\_\_\_

12 \_\_\_\_\_

3 \_\_\_\_\_

10 \_\_\_\_\_

20 \_\_\_\_\_

5 \_\_\_\_\_

\_\_\_\_\_

4 \_\_\_\_\_

17 \_\_\_\_\_

11 \_\_\_\_\_

2 \_\_\_\_\_

## Back to school

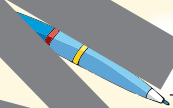
- book
- scissors
- glue stick
- pen
- pencil
- pencil case
- school



\_\_\_\_\_



\_\_\_\_\_



\_\_\_\_\_



\_\_\_\_\_

\_\_\_\_\_



\_\_\_\_\_



book \_\_\_\_\_




\_\_\_\_\_






## In my room



- doll
- kite
- game
- plane
- robot
- teddy
- puzzle
- car
- ball
- bill



## My family

- aunt    brother    sister    grandpa    mum    grandma    uncle    dad



mum



# Body

- ~~right foot~~
- hair
- finger
- shoulder
- head
- knee
- tooth
- eye
- left foot
- tummy
- hand
- mouth
- left leg
- ear
- arm
- toe
- right leg



# Shopping: Food

- ~~potato~~
- carrot
- onion
- tomato
- cucumber
- green pepper



potato



\_\_\_\_\_



\_\_\_\_\_



\_\_\_\_\_



\_\_\_\_\_



\_\_\_\_\_



\_\_\_\_\_





cake

cheese

spaghetti

chicken

chips

apple

pear

orange

milk

orange juice

cupboard

table

chair

phone

door

window

curtains

lamp

TV

## In the house

chair

phone

door

window

curtains

table

lamp

TV

cupboard



# Clothes

- woolly hat
- pullover
- ~~jeans~~
- trainers
- socks
- T-shirt
- shoes
- cap
- jacket
- skirt



jeans



# Travelling



- go by bus
- go by car
- go by tram
- go by scooter
- go by train
- go by underground
- go by bike
- go by boat
- walk





## Pets

dog

cat

rabbit

mouse

hamster

rat



\_\_\_\_\_



mouse



\_\_\_\_\_



\_\_\_\_\_



\_\_\_\_\_



\_\_\_\_\_



\_\_\_\_\_

big  
small



\_\_\_\_\_



## On the farm

bee

cow

duck

frog

hen

horse

pig

sheep



\_\_\_\_\_



\_\_\_\_\_



\_\_\_\_\_



\_\_\_\_\_



\_\_\_\_\_



\_\_\_\_\_



h e n



\_\_\_\_\_

## Impressum

---

**Autoren:** Günter Gerngross, Herbert Puchta

**Redaktion:** Stefanie Dos Santos, Florian Kraml, Elisabeth Schipflinger

**Cover-Design:** Marinas Medien- & Werbeagentur

**Layout:** Amanda Hockin

**Gestaltung:** GrafikStudio-HM, Thomas Plenk

**Umschlagillustration:** Roberto Battestini, Pescara

**Illustrationen:** Mercè Ortí, Barcelona; Giovanni Giorgi Pierfranceschi, Podenzano; Manuela Nerolini, Corsico; Katja Rau, Berglen; Valentina Mai, Ferrara; Svetlan Junaković, Zagreb; Charlotte Wagner, Dortmund; Moreno Chiacchiera, Magione; Nancy Meyers, Minneapolis; Antje Hagemann, Berlin; Inkje Dagny von Wurmb, Stuttgart; Cloth Cat Animation, Cardiff; Toonz Animation

**Quellenverzeichnis:** Kinder S. 5 © Klaus Spielmann

This is me S. 4, 13, 21, 29 © Charlotte Macpherson

S. 13 Picture Nr. 1 © Sergiy Bykhunenko, Picture Nr. 2 © Sergey Novikov, Picture Nr. 3 © Oksana Kuzmina, Picture Nr. 4 © Ground Picture | shutterstock; S. 15 Girl © Rido, Boy © Rido | dreamstime; S. 27 Simon © Rido | dreamstime, Alyssa © Ground Picture, Ben © Julia Kuznetsova, Maria © Just dance | shutterstock; S. 29 Picture Nr. 1 © Tatyana Vyc, Picture Nr. 2 © Lopolo, Picture Nr. 3 © Alinute Silzeviciute, Picture Nr. 4 © ANURAK PONGPATIMENT | shutterstock

**Reproduktion:** HELBLING, Rum/Innsbruck

**Druck:** Athesia, Innsbruck

1. Auflage 1 5 4 3 2 1 | 28 27 26 25 24

© 2024 HELBLING, Rum/Innsbruck

Alle Rechte vorbehalten. Das Werk einschließlich aller Inhalte ist ganz und in Auszügen urheberrechtlich geschützt. Kein Teil des Werkes darf in irgendeiner Form (Druck, Fotokopie oder anderes Verfahren) ohne ausdrückliche schriftliche Genehmigung des Verlags nachgedruckt oder reproduziert werden und/oder unter Verwendung elektronischer Systeme jeglicher Art gespeichert, verarbeitet, vervielfältigt und/oder verbreitet bzw. der Öffentlichkeit zugänglich gemacht werden. Alle Übersetzungsrechte vorbehalten.

Es darf aus diesem Werk gemäß §42 (6) des Urheberrechtsgesetzes für den Unterrichtsgebrauch nicht kopiert werden.

Printed in Austria  
ISBN 978-3-7113-0273-1







SBNR 215.790

ISBN 978-3-7113-0273-1



9 783711 302731