

Gerngross · Puchta

PLAYWAY 2

PUPIL'S BOOK



Mit App
für Songs
& Chants



Hierzu gibt es eine Geschichte auf DVD.



Hierzu gibt es eine Höraufgabe, ein Lied oder einen Chant.



Hier findest du kurze Erklärungen zur englischen Sprache.



Hierzu gibt es eine Übung zum Wortschatztraining.



Nach jeder zweiten Unit findest du die Doppelseite / *can* zur Wiederholung und Selbstkontrolle.

	Listen and point. Hör zu und zeige mit.		Write the numbers in the list of words. Schreib die Zahlen in die Wortliste.
	Listen. Stick in. Hör zu. Klebe die Bilder ein.		Circle. Kreise ein.
	Listen and imagine. Hör zu und stell dir vor.		Say and colour (the frame). Sprich und male (den Rahmen) an.
	Chant. Sprich den Chant.		Draw (your picture). Zeichne (dein Bild).
	Sing the song. Sing das Lied.		Look and say. / Speak. / Talk. Schau und sprich dazu.
	Look and fill in the numbers. / Listen and write the numbers. Schau und schreib die Zahlen. / Hör zu und schreib die Zahlen.		And now you. / Act out. / Talk in class. Und jetzt seid ihr dran. / Spielt nach. / Sprecht gemeinsam in der Klasse.
	Match. / Listen and match. Verbinde. / Hör zu und verbinde.		Vote in class. Stimmt in der Klasse ab.
	Write (the words). / Listen and write (the words). Schreib (die Wörter). / Hör zu und schreib (die Wörter).		Watch the story/video. Sieh dir die Geschichte (auf Video) an.
	Trace (the words). Zeichne (die Wörter) nach.		In pairs. Zu zweit.
	Write ✓ or ✗. / Tick. Schreib ✓ oder ✗. / Hake an.		

PLAYWAY Pupil's Book 2

Mit Bescheid vom 6. Oktober 2023, GZ: 2023-0.124.163, erklärt das Bundesministerium für Bildung, Wissenschaft und Forschung das Unterrichtsmittel PLAYWAY 2 *Pupil's Book* in der vorliegenden Fassung gemäß § 14 Abs. 2 und 5 des Schulunterrichtsgesetzes, BGBl. Nr. 472/86, und gemäß den derzeit geltenden Lehrplänen als für den Unterrichtsgebrauch für die 2. Schulstufe an Volksschulen im Unterrichtsgegenstand Englisch (Lebende Fremdsprache) (Lehrplan 2023) geeignet.

Gerngross · Puchta

PLAYWAY 2

PUPIL'S BOOK



Unit 1
Hello again 2



Units 5–6
I can 42



Unit 2
Family 8



Unit 7
Travelling 44



Units 1–2
I can 14



Unit 8
On the farm 50



Unit 3
Healthy or unhealthy? 16



Units 7–8
I can 56



Unit 4
Shopping 22



A day at the funfair ... 58

Halloween 60



Units 3–4
I can 28

Christmas 61

Easter 62



Unit 5
In the house 30



Word list
English–German 63



Unit 6
Clothes 36



Hello again



1



Listen and point. Sing the song.

Welcome everyone



2



Which English words do you remember? Draw.
In pairs, print and show.





3 Listen and point. Fill in the numbers.

Oh, no!



4 Listen and point. Say.

plane

puzzle

pink

Pippa

It's Pippa's pink plane.



Hello again



5

My numbers



Listen and point. Say.

1

one

2

two

3

three

4

four

5

five

6

six

7

seven

8

eight

9

nine

10

ten



6



Listen and point. Sing the song.

Toys in the toy box



1 2 3



One



and



, three



and four



Five big



and six



, seven



and eight fun



Give



and one



, three



and a





1

7 **My colours** Listen and point. Say.



green




blue



grey



pink



black



yellow



red




white



brown

8 Listen and point. In pairs say.



What's number 1?

A green car.

Musterseite

helbling.com



9




Watch the story. Listen. Stick in.



1/10

Bike ride





10



Listen and point. In pairs, say.



Twenty.



11



Listen and write the numbers.

eleven _____

sixteen _____

twelve _____

seventeen _____

fourteen _____

nineteen _____

fifteen _____

twenty _____

Musterseite
helbling.com




Family




1

WORDS My family



Listen. Write 1–8. Then write the numbers in the list of words.

- ___ aunt
- ___ brother
- ___ dad
- ___ grandma
- ___ grandpa
- ___ mum
- ___ sister
- ___ uncle



Find Whatsit!



2



Look at the pictures in 1. Listen and point.

3



Work in pairs. Talk about the family in 1.

Who's Andy?

That's Holly's dad.






4



Listen and point.



short



tall



old



young




5



Listen and point. Chant.

Family chant

Grandpa, sister,
brother, mum.



Grandma, dad,
old and young.



Tall and short, chant with me.
What a lovely family!






1/19

6



Listen and read. Then say.



1/20

7



Listen and fill in the bubbles. In pairs. Ask and answer.



Who's that?

That's my ...

8



Bring photos or draw a picture of your family. Ask and answer.





9






Watch the story. Listen. Stick in.



1/21

Puzzle trouble





10



Look and trace the words. Match.

brother

mum

sister

grandpa

grandma

dad



11



Look. Read and write. Circle the two words too many.

brothers sister grandma grandpa mum dad



I'm Jason.

In my family there's my

_____ ,

my _____ ,

my two _____

and my _____ .

12



Vote in class. Which song from Units 1–2 would you like to sing again?



Imagine that!



13



Listen and imagine. Then draw your picture.



14



And now you. Tell us about your family of animals.



That's my family of cats.



Look at my monkey family. There's a mum and a baby monkey.



1



Listen to the words. Write the numbers. Say and colour the frame.

- brother
- blue
- nine
- yellow
- grandpa
- sister
- one
- grandma

2



Write the words in 1.

Not so happy yet.

My work is OK.


Happy with my work.



3



Listen to the sentences. Write the numbers. Say and colour the frame.



4



Match the sentences to the pictures in 3.

That's my aunt.



I've got one rabbit.



The rabbit is...



It's a rabbit family.



Not so happy yet.



My work is OK.



Happy with my work.



Healthy or unhealthy?



1

WORDS My body



Listen. Write 1–9. Then write the numbers in the list of words.

- ___ head
- ___ left foot
- ___ left leg
- ___ mouth
- ___ right foot
- ___ right leg
- ___ shoulder
- ___ tooth
- ___ tummy



Find Whatsit!

2



In pairs. Point and say.

Touch your nose.





3



Listen and point. Sing the song.

Oh, doctor!



My arm hurts, ouch!
My leg hurts, ouch!



My nose hurts, ouch!
My head hurts, ouch!

My left leg hurts,
my right leg hurts.



4



Listen and fill in the number.



3 Healthy or unhealthy?



5



Look and write. Then listen and check.

1



Ouch! My

2



Ouch! My

3



Ouch! My

4



Ouch! My

6



In pairs and answer.

Ouch!

What's the problem?

My tummy hurts.

Poor you.

Ouch!

What's the problem?

My shoulder hurts.

I'm sorry.



7



Watch the story. Listen and fill in the numbers.



1/30

At the dentist



8



Listen and point. Fill in the numbers.

1/31







Healthy or unhealthy?



9





Listen and read. Then act it out.



10



Listen and write T for True or X for False. Then point and say.



That's good!

That's not good!

11



Act out the good behaviour.



This is me: How to be healthy.

▶ 12



Watch the video. Match the sentences to the photos. Say.



I've got lots of friends.

I play sports.

I like apples and red peppers.

Number 1 is "I ...".

13



Look at the food. What's healthy? What's unhealthy? Say.



chocolate



grapes



cake



ice cream



carrots



pears

Chocolate is unhealthy.

Grapes are healthy.

14



How do you stay healthy?



I like apples and bananas. They are healthy.

I play football and I've got lots of friends. We have lots of fun.





Shopping



1

WORDS Shopping



Listen. Write 1–6. Then write the numbers in the list of words.

- ___ carrots
- ___ cucumbers
- ___ onions
- ___ peppers
- ___ potatoes
- ___ tomatoes



Find Whatsit!



2



Listen and write. Chant.

I like potatoes

I like potatoes,
I like tomatoes,
I like carrots,
yummy, yummy!



I like potatoes,
I like onions,
I like peppers,
yummy, yummy!



Potatoes, tomatoes,
carrots and peppers.

Munch, crunch,
munch, crunch.
Munch, crunch, munch!
Yummy, yummy, yummy!




What about cucumbers?
Cucumbers? Yuck! I don't like
cucumbers!



3



Listen and draw ☺ or ☹. Then write and say.



tomatoes peppers carrots

I like potatoes, _____ and cucumbers.

I don't like onions, _____ and _____.

LOOK!

I like peppers.

I don't like carrots.

4



In pairs, write and say.

I like _____

I don't like _____

What do you like?

I like ... I don't like ...



5



Watch the story. Listen and fill in the numbers.



1/39

The mouse in the house



6



Listen and write the numbers.

1/40





7



Listen and point. Sing the song.

Pizza song

Oh! Let's go to the shops.
There's lots of food to buy.
My mother wants a lot of fruit,
and one chicken pie.

Oh! Let's go to the shops.
There's lots of food to see.
My dad wants two big burgers,
and a cup of tea.

But ... Pizza, pizza is my favourite thing!
Pizza, pizza! Come on now, let's sing! (x2)



8



Listen and point. ...



Zum Nachdenken und Besprechen in der Klasse:



Was sagst du im Englischen, wenn du freundlich sein willst?
Welche Beispiele für solche Wörter kennst du in anderen Sprachen?



9



Watch the story. Listen. Stick in.



1/44


Max goes shopping

Where are you going, Max?



To the supermarket.

Chicken, cheese and eggs.



Sorry.





Imagine that!



10



Listen and imagine. Then draw your picture.



11



And now you. Talk about your pictures in class.



This is my shopping basket. I've got ...




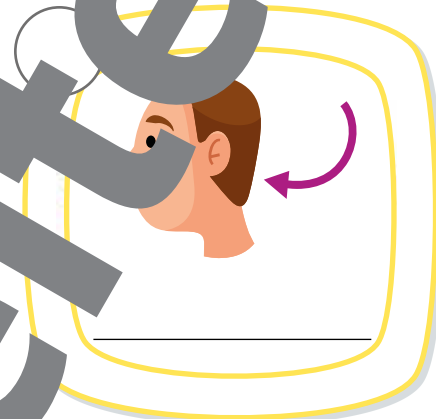
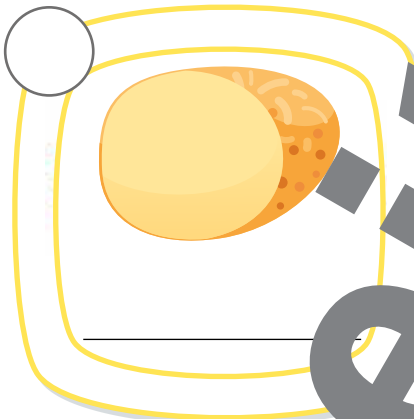
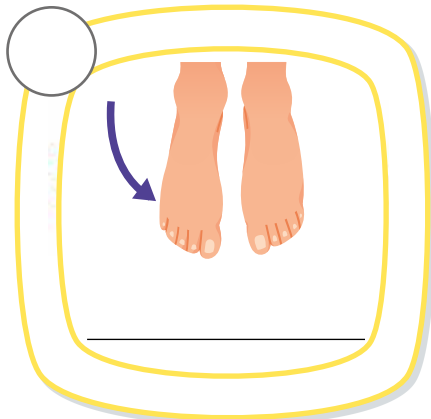
In my basket there is a big apple. There are four ...



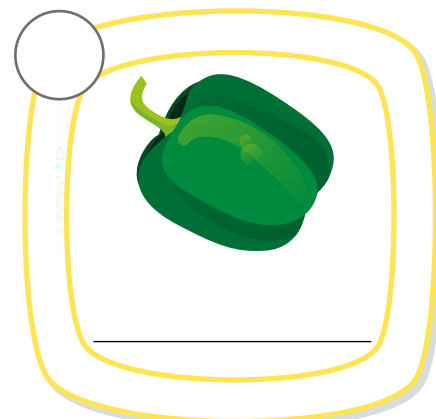

1



Listen to the words. Write the numbers. Say and colour the frame.



- carrot
- tomato
- mouth
- pepper
- head
- right foot
- tooth
- potato



2



Write the words in 1.


Not so happy yet.

My work is OK.

Happy with my work.



3 Listen to the sentences. Write the numbers. Say and colour the frame.



4 Match the sentences to the pictures in 3.



I like peppers.



My right shoulder hurts.

My stomach hurts.

I don't like tomatoes.

Not so happy yet.

My work is OK.

Happy with my work.



In the house



1

WORDS My house



Listen. Write 1–10. Then write the numbers in the list of words.

- ___ chair
- ___ cupboard
- ___ curtains
- ___ door
- ___ lamp
- ___ phone
- ___ sofa
- ___ table
- ___ TV
- ___ window



Find Whatsit!

2



In the house...

What's number 1?

Yes. / No, sorry.

Curtains.






3



Listen and fill in the numbers.



LOOK!

There is a pink sofa.

There are two yellow chairs.



4



Listen and count the song.

The mice are having fun

The family's not here, the family's not here.
The mice are having fun!
What's happening? What's happening?
What's happening? Oh dear!
The mice are having fun!

Mice, mice, everywhere!
On the sofa, on the chair.
On the cupboard, on the floor.
On the curtains, on the door.





5



Listen and point. Fill in the numbers.

The chocolate bar



6



Listen and point. Say.




Look, Dad! The dog is on my desk.



7 Look and write.

table phone lamp sofa chair cupboard





8 Look and write.

pink orange blue yellow green red white

lamp curtains phone chair TV cupboard table sofa



a(n) orange chair



a



a



a



a



a

Mustersseite
helping.com



In the house



9



Listen. Write. Then read out loud.



one
two
four
five

- 1 How many lamps are there? – There's _____ lamp.
- 2 How many chairs are there? – There are _____ chairs.
- 3 How many cats are there? – There are _____ cats.
- 4 How many dogs are there? – There are _____ dogs.

10



In pairs. Ask and answer.



windows
doors
beds
tables
chairs

Are there _____ windows?

There are two windows.

Yes. / No, sorry.





This is me: At home



11 Watch the video.



12



Look, read and circle.



There are blue curtains / lamps.



There's a red window / floor.



There's a green sofa / chair.



There's a red table / bed.

13



Show you. Draw a picture of a cosy bedroom. Say.



This is my bedroom. There's a big bed. It's blue.

This is my cosy bedroom. There's a brown bed and a green lamp. There are two white chairs.





1

WORDS My clothes



Listen. Write 1–10. Then write the numbers in the list of words.

- ___ cap
- ___ jacket
- ___ jeans
- ___ pullover
- ___ shoes
- ___ skirt
- ___ socks
- ___ T-shirt
- ___ trainers
- ___ woolly hat



Find Whatsit!

2



Look at the picture and say.

Do you like the _____ ?

No, I don't.





3



Watch the story. Listen and fill in the numbers



2/9

The T-shirt



4



Listen and match. There are three kids too many.

2/10

Nora

Dyl

Bobby

Luna





5



Read and circle. Listen and check. Say.



Linda has got ...

- 1 a green jacket / skirt.
- 2 a pink cap / T-shirt.
- 3 a yellow T-shirt / yellow shoes.
- 4 a blue cap / pullover.
- 5 a white woolly hat / jacket.
- 6 red shoes / a red skirt.



6



Listen and write. Say.



cap trainers jeans
socks jacket

Max has got ...

- 1 a red _____.
- 2 a yellow _____.
- 3 green _____.
- 4 orange _____.
- 5 blue _____.



7 Listen and point. Fill in the numbers.

At the swimming pool



8 Listen and point. Say.

jacket 
jeans 
Jenny 
James 

Jenny and James like the jacket and the jeans.





9



Watch the story. Listen. Stick in.



2/15

Yoyo!

Nice socks!

Look at the socks!

That's a yoyo!

Thank you, Grandpa!

Oh, no! The baby!

Thank you!



Imagine that!



10



Listen and imagine. Then draw your picture.



11



And now you. Talk about your pictures in class.



Look. This is my picture of Max. He has got a lovely pullover.



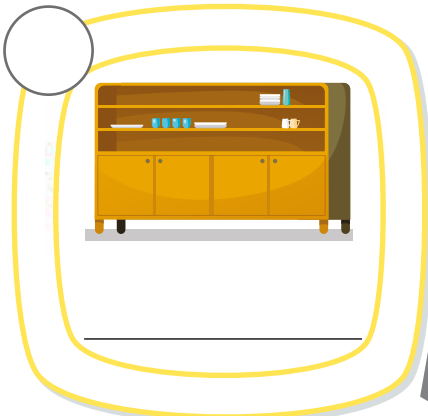
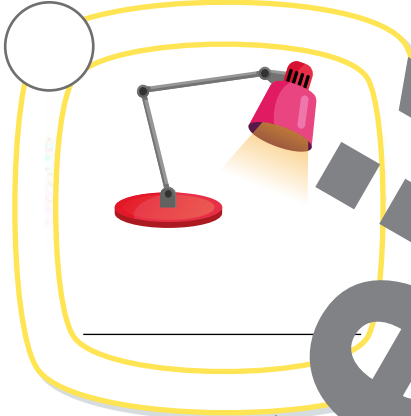
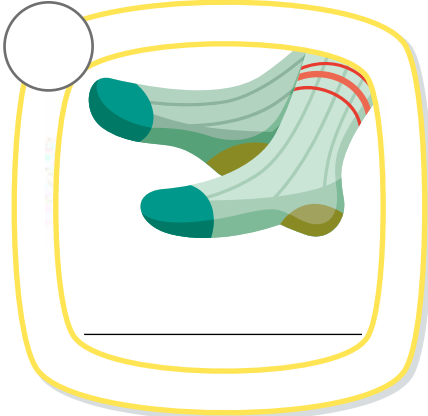
Look. Here's Max in his new pullover. It's red, and there's a picture of a blue elephant on it. Do you like it? I like it very much.



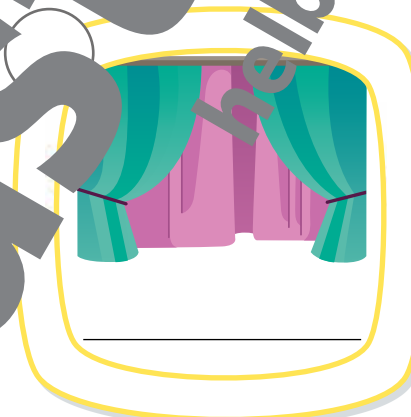
1



Listen to the words. Write the numbers. Say and colour the frame.



- curtains
- skirt
- jacket
- trainers
- cupboard
- socks
- lamp
- jeans



2



Write the words in 1.

Not so happy yet.

My work is OK.

Happy with my work.



3



Listen to the sentences. Write the numbers. Say and colour the frame.



4



Match the sentences to the pictures in 3.

There's a blue sofa and there are blue curtains.

I don't like the skirt.

There's a green sofa and there are blue curtains.

He has got a yellow cap.

Not so happy yet.

My work is OK.

Happy with my work.



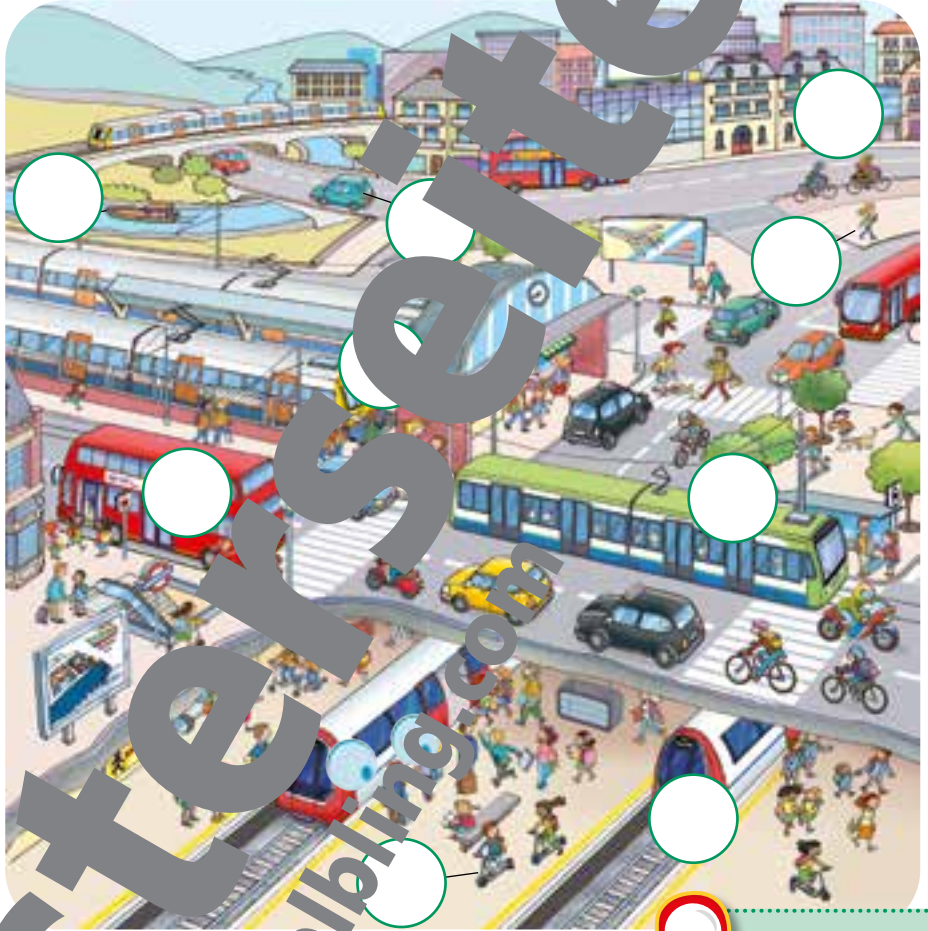
1

WORDS My transport



Listen. Write 1–9. Then write the numbers in the list of words.

- ___ go by bike
- ___ go by boat
- ___ go by bus
- ___ go by car
- ___ go by scooter
- ___ go by train
- ___ go by tram
- ___ go by underground
- ___ walk



Find Whatsit!

2



In pairs.



Yes. / No, sorry.

go by ...



3



Listen and fill in the numbers.

1 Polly

2 Tom

3 Ella

4 Patrick

5

6 Ken



4



Listen and write what you want.

Come to my party

Come to my party on Saturday night. Listen how to get there and what to take.



You can't go by car. You can't go by bus. You can't go by train. You can't go by plane.



You can't go by underground. No, no, no. You can't walk or go by bike. No, no, no.



I live far away. I live on a star. Take my rocket. Aaaaah!





5



Watch the story. Listen. Stick in.





2/24

Max on tour



Max is happy.

Max goes by underground.



Max goes by train.



This is for





6 Listen and point. Fill in the numbers.

Too late



7 Listen and point. Say.

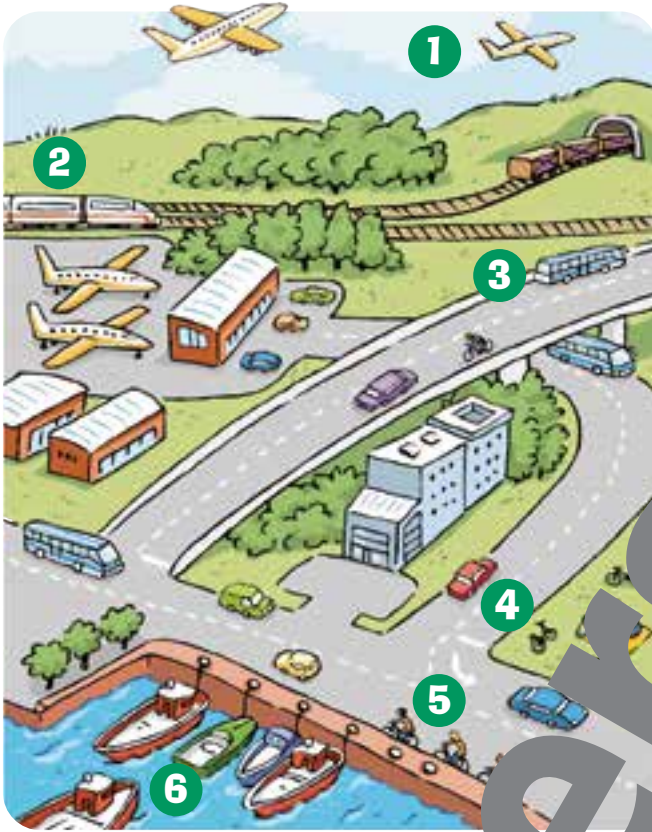


A black bus. A blue bike.





8 Look and write.



go by plane go by train
go by boat go by bus
go by car go by bike

1 go by plane

2 _____

3 _____

4 _____

5 _____


6 _____




9 Look and write.


bus scooter underground ~~walk~~ bike

 I go to school _____.

 I go to school by _____.

 _____.

 _____.

 _____.



This is me: Travelling

▶ 10



Watch the video. Match the sentences to the photos. Say.



Number one is ...

Number two is ...

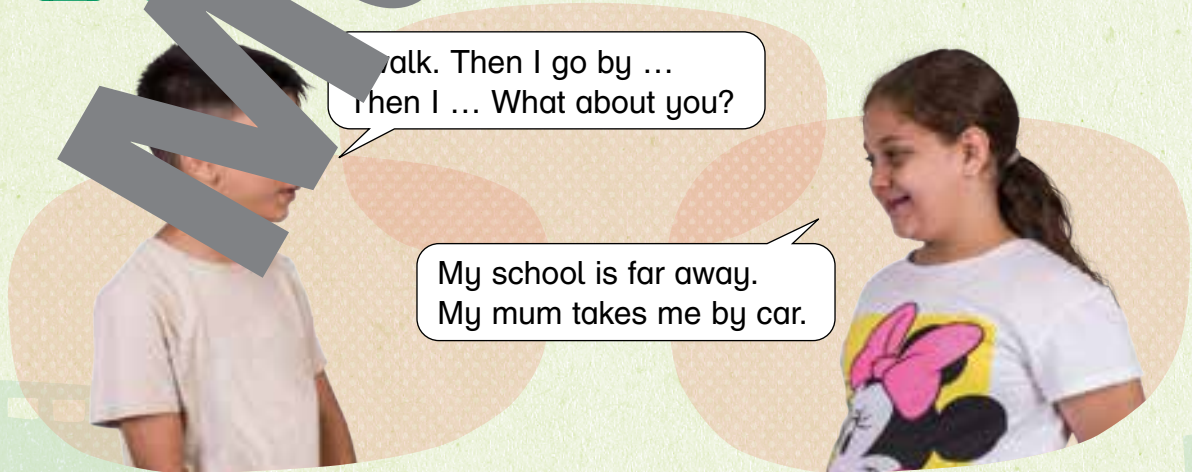
... walk.

...

11



And ... you. How do you get home from school?





On the farm




1

WORDS My farm



Listen. Write 1–10. Then write the numbers in the list of words.

- ___ bee
- ___ cat
- ___ cow
- ___ dog
- ___ duck
- ___ hen
- ___ horse
- ___ pig
- ___ rabbit
- ___ sheep




Find Whatsit!

2



Talk in class.






5



Look and read. Circle *True* ✓ or *False* ✗. Then listen and check.



- 1 There are two big cows.
- 2 There are four small rabbits.
- 3 There's one big cat.
- 4 There are two small bees.
- 5 There's one small cat.
- 6 There are three small horses.

6



Read. Tick (✓) the correct pieces to make a sentence. Say.

<input type="checkbox"/> There are	<input type="checkbox"/> three bees.	<input type="checkbox"/> There's	<input type="checkbox"/> one hen.
<input type="checkbox"/> There are	<input type="checkbox"/> three bees.	<input type="checkbox"/> There are	<input type="checkbox"/> one hen.
<input type="checkbox"/> There's	<input type="checkbox"/> one duck.	<input type="checkbox"/> There's	<input type="checkbox"/> two cows.
<input type="checkbox"/> There are	<input type="checkbox"/> one duck.	<input type="checkbox"/> There are	<input type="checkbox"/> two cows.



7



Look and write.

rabbit bee cow cat ~~sheep~~ hen ~~duck~~ pig



sheep













8



Look and write.

two her g nree ~~bee~~ small



There's one bee .

There are _____ cows.

There are _____ horses.

There are two _____ ducks.

There are six _____ .

There are two _____ dogs.



9



Listen and point. Sing the song.

My best friend

My best friend has four legs
and likes to jump and run.
My best friend is black and white
and we have lots of fun.

*Ducks and sheep and horses,
frogs and chickens too.
They are nice, but not my friends,
can you find out who?*

My best friend has four legs
and likes to walk around.
My best friend is very big
and makes a funny sound.

My best friend has four legs,
can you guess who it is?
My best friend is not a horse,
try and guess again!

My best friend has four legs,
can you guess it now?
My best friend eats a lot of grass,
Yes, she is a cow!



10




Vote in class. Which is the best song in this book?



11



Listen. Then listen and check. Say.



Milk is from ...

Apples are from ...
Eggs are from ...



Imagine that!



12



Listen and imagine. Then draw a picture.




13



And now you. Tell us about your farm.



This is my farm. It's a big farm.







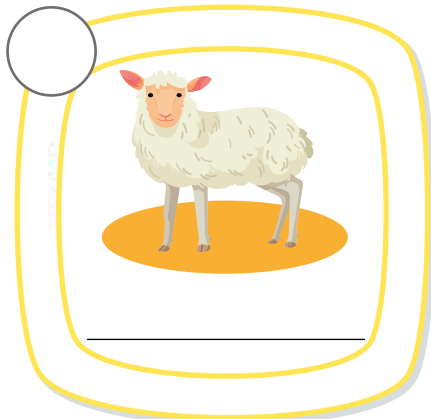
Look at my farm. There's a big dog. It's black and white. There are ten hens.



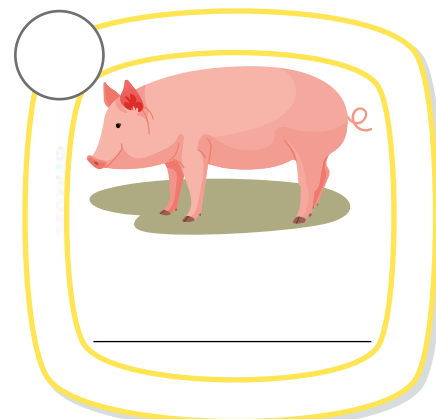

1



Listen to the words. Write the numbers. Say and colour the frame.



- sheep
- walk
- cow
- duck
- go by bike
- bee
- pig
- go by train



2



Write the words in 1.

Not so happy yet.

My work is OK.

Happy with my work.



3



Listen to the sentences. Write the numbers. Say and colour the frame.



4



Match the sentences to the pictures in 3.

I like ducks.



My dad takes me by car.



There are two cats.



I go to school by bus.



Not so happy yet.



My work is OK.



Happy with my work.

A day at the funfair

2/35

1



Listen and point. Say.



Will is on the ...


Clara, Ali and Lucy are on the ...

2



Listen and think. Say.

1



2



3



One. A toffee apple, please.

A day at the funfair



3



Watch the story. Listen. Stick in.



2/36

Funfair

Let's go on the helicopters!

I don't like this.

Whatsit!

Yay! Whatsit!



1



Listen and point. Act it out.



2



Listen to the poem.

Halloween

There's a spider, there's a rat,
there's a ghost and a black cat.
We all meet in our street
on Halloween. Trick or treat!
Let's meet!





1



Listen. Sing the song.

2/39-40



We wish you a Merry Christmas. We wish you a Merry Christmas,
we wish you a Merry Christmas and a Happy New Year!



2




Listen and match.

2/41



Australia

Mindy



USA

Jacob




England

Ella



Austria

Jakob





1



Listen. Sing the song.

2/42-43



2



Listen and point.

2/44



1



2



3



4



3



Listen and match.

2/45

1 Sophia

2

3 Fay

4 Andy





A		
act out	nachspielen	
again	wieder	
animal	Tier	
answer	(be)antworten	
apple	Apfel	
ask	fragen	
aunt	Tante	
B		
bee	Biene	
bike	Fahrrad	
black	schwarz	
blue	blau	
boat	Boot	
brother	Bruder	
brown	braun	
buy	kaufen	
C		
cake	Kuchen	
can/can't	können/nicht können	
cap	Kappe	
car	Auto	
carrot	Karotte	
cat	Katze	
chair	Sessel	
check	überprüfen	
Merry Christmas!	Frohe Weihnachten!	
circle	einkreisen	
cloud	Wolke	
It's cloudy.	Es ist bewölkt.	
cosy	gemütlich	
cow	Kuh	
cucumber	Gurke	
cupboard	Schrank	
curtains	Vorhänge	
D		
dad	Papa	
dentist	Zahnarzt	
desk	Schreibtisch	
doctor	Ärztin/Arzt	
dog	Hund	

door	Tür	
draw	Zeichnen	
duck	Ente	
E		
Easter	Ostern	
F		
family	Familie	
farm	Bauernhof	
find (out)	(heraus)finden	
food	Essen	
G		
go by bus ...	mit dem Fahrrad/Bus fahren	
grandmother	Oma	
grandpa	Opa	
green	grün	
grey	grau	
H		
head	Kopf	
(un)healthy	(un)gesund	
hen	Henne	
horse	Pferd	
How many ...?	Wie viele ...?	
hurt	wehtun	
I		
ice cream	Eiscreme	
imagine	sich vorstellen	
J		
jacket	Jacke	
L		
lamp	Lampe	
left foot/leg	linker Fuß/linkes Bein	
like	mögen	
listen	an-/zuhören	
love	lieben	



M

make	machen
match	zuordnen, zusammenpassen
mouse/mice	Maus/Mäuse
mouth	Mund
mum	Mama



O

old	alt
onion	Zwiebel



P

pear	Birne
pepper	Paprika
phone	Telefon
picture	Bild
pig	Schwein
play	spielen
please	bitte
point (at)	zeigen (auf)
potato	Kartoffel



R

rabbit	Hase
red	rot
remember	sich erinnern
right foot/leg	rechter/linke Bein



S

say	sagen
scooter	Scooter
sentence	Satz
sheep	Lamm/Schafe
shoes	Schuhe
go shopping	einkaufen gehen
short	kurz
shoulder	Schulter
show	zeigen
sister	Schwester
skirt	Rock
socks	Socken
stick in	einkleben



T

table	Tisch
talk	reden
tall	groß
there is/are	es gibt/ist
tomato	Tomate
tooth	Zahn
touch	berühren
toys	Spielsachen
trace	nachziehen
train	Zug
trainers	Turnschuhe
tram	Straßenbahn
tummy	Bauch
TV	Fernseher



U

underground	U-Bahn
Valentine's Day	Valentinstag
vote	wählen

W

walk	spazieren, zu Fuß gehen
watch	ansehen
what	was
where	wo
which	welcher/welche/welches
white	weiß
who	wer
window	Fenster
woolly hat	Wollmütze
write	schreiben



Y

Happy New Year!	Frohes neues Jahr!
yellow	gelb
young	jung




1



Hello again

9




2



Family

9



4



Shopping

9



6



Clothes

9





5




Special days

A day at the fair

3





SBNR 215.791

ISBN 978-3-7113-0272-4



9 783711 302724